



County Hall
Cardiff
CF10 4UW
Tel: (029) 2087 2000

Neuadd y Sir
Caerdydd
CF10 4UW
Ffôn: (029) 2087 2000

SUPPLEMENTARY PAPERS

Committee	CHILDREN AND YOUNG PEOPLE SCRUTINY COMMITTEE
Date and Time of Meeting	MONDAY, 16 JANUARY 2023, 5.00 PM
Venue	CR 4, COUNTY HALL - MULTI LOCATION MEETING
Membership	Councillor Bridgeman (Chair) Councillors Boes, Davies, Ferguson-Thorne, Hopkins, Joyce, Melbourne, Simmons and Singh Patricia Arlotte (Roman Catholic representative), Carol Cobert (Church in Wales Representative), Bridgid Corr (Parent Governor Representative) and Celeste Lewis (Parent Governor Representative)

The following papers were marked 'to follow' on the agenda circulated previously

Item 6 School Organisation Planning - Annual Report on Investment in the Education Estate

Appendix 3 & 4 (Pages 3 – 94)

Davina Fiore
Director Governance & Legal Services

Date: Tuesday, 10 January 2023

Contact: Mandy Farnham, Mandy.Farnham@cardiff.gov.uk, 02920 872618,

Mandy.Farnham@cardiff.gov.uk

This page is intentionally left blank

Cardiff Council - Schools Institute Buildings Utility CCC, Cost and CO2 Latest Month Report						
No date range specified						
Building Name	Floor Area m ²	Designed Occupancy	Total kgCO ₂ e/m ²	Total kgCO ₂ e/ Occupant	Total kWhe/m ²	Total kWhe/ Occupant
Adamsdown Primary School v2	1,606	408	36.94	145.43	173.48	682.89
Albany Primary School	2,243	417	28.17	151.54	132.20	711.08
All Saints Primary School (Cw)	984	150	31.47	206.44	147.74	969.13
Allensbank Primary School	2,272	216	31.12	327.40	146.12	1,537.05
Baden Powell Primary School	2,131	323	8.07	53.26	38.20	252.00
Birchgrove Primary School	1,490	392	29.97	113.93	140.78	535.23
Bishop Childs Primary School (Cw)	885	218	32.09	130.24	150.77	611.92
Bryn Celyn Primary School	1,402	175	37.71	302.19	177.31	1,420.79
Bryn Deri Primary School	1,016	223	29.14	132.74	136.95	623.89
Bryn Hafod Primary School	2,462	425	27.96	161.96	131.23	760.20
Bryn-Y-Deryn Pupil Referral Unit	691		92.48		434.64	
Cantonian High School	8,704	893	24.13	235.17	113.55	1,106.71
Cardiff High School v3	13,080		24.34		114.36	
Cardiff West Community High School		1,023		13.27		62.85
Cathays High School	8,310	1,098	20.35	154.06	95.75	724.69
Christ The King Primary School (Rc)	1,036	215	29.71	143.08	139.44	671.65
Coed Glas Primary School	2,814	508	28.91	160.13	135.64	751.38
Corpus Christi High School (Rc)	7,546	1,076	24.08	168.87	113.04	792.73
Coryton Primary School	909	205	22.81	101.14	107.15	475.17
Creigiau Primary School	1,397	391	29.60	105.75	139.31	497.73
Danescourt Primary School	2,144	459	22.67	105.90	106.44	497.26
Eastern High School	11,102	1,176	22.96	216.79	90.12	850.76
Ely and Caerau Children's Centre	1,370	85	46.01	741.64	216.14	3,484.35
Fairwater Primary School v3	2,122	194	25.40	277.84	119.42	1,306.23
Fitzalan High School	14,345	1,861	37.65	290.23	177.00	1,364.39
Gabalfa Primary School	2,802	250	0.29	3.30	1.15	12.94

Building Name	Floor Area m ²	Designed Occupancy	Total kgCO ₂ e/m ²	Total kgCO ₂ e/ Occupant	Total kWhe/m ²	Total kWhe/ Occupant
Gladstone Primary School	2,154	190	23.27	263.85	109.46	1,241.02
Glan-Yr-Afon Primary School	2,694	147	23.61	432.59	111.17	2,037.05
Glyncoed Primary School	2,132	341	19.61	122.65	92.15	576.17
Grangetown Nursery School	304	91	28.12	93.79	132.46	441.78
Grangetown Primary School	2,475	393	28.04	176.60	131.58	828.60
Greenhill Special School	1,122	66	40.42	687.25	189.98	3,230.50
Greenway Primary School	2,604	232	21.95	246.34	102.99	1,156.03
Hawthorn Primary School	1,364	229	26.92	160.37	126.40	752.97
Herbert Thompson Primary School v3	3,658	471	25.80	200.37	121.25	941.68
Holy Family Primary School (Rc)	1,452	150	28.05	271.54	131.64	1,274.43
Howardian Primary School	4,590	451	3.14	31.94	14.87	151.30
Hywel Dda Primary School	2,355	422	21.41	119.44	100.48	560.62
Kitchener Primary School	2,296	427	44.47	239.10	208.48	1,120.89
Lakeside Primary School	2,817	467	31.62	190.76	148.47	895.63
Lansdowne Primary School	2,316	356	35.34	229.91	165.75	1,078.33
Llandaff Primary School (Cw)	2,288	420	22.05	120.13	103.60	564.33
Llanedeyrn Primary School	8,512	358	14.70	349.43	68.89	1,637.94
Llanishen Fach Primary School	2,960	498	16.55	98.39	77.97	463.52
Llanishen High School	12,553	1,661	33.06	249.85	155.30	1,173.71
Llysfaen Primary School	1,948	442	18.99	83.70	89.25	393.40
Marlborough Primary School	2,543	505	20.26	102.00	95.26	479.63
Mary Immaculate High School (Rc)	6,045	788	22.08	169.41	103.71	795.59
Meadowbank Special School	1,148	48	31.46	752.55	147.73	3,534.19
Meadowlane Primary School	2,500	335	26.03	194.29	122.02	910.74
Millbank Primary School	653	240	70.31	191.21	330.30	898.28
Moorland Primary School	2,395	435	11.26	61.98	53.08	292.24
Mount Stuart Primary School	1,634	418	47.61	186.08	223.64	874.16
Ninian Park Primary School	2,505	636	23.17	91.25	109.03	429.37

Building Name	Floor Area m ²	Designed Occupancy	Total kgCO ₂ e/m ²	Total kgCO ₂ e/ Occupant	Total kWhe/m ²	Total kWhe/ Occupant
Oakfield Primary School	2,246	453	34.63	171.70	162.51	805.65
Pen Y Bryn Primary School	2,053	236	27.96	243.26	131.17	1,141.33
Pencaerau Primary School	1,839	236	26.27	204.70	123.47	961.96
Pentrebane Primary School	1,679	203	41.40	342.44	194.58	1,609.42
Pentyrch Primary School	857	145	38.88	229.87	183.34	1,083.97
Peter Lea Primary School	2,694	326	21.64	178.84	101.54	839.04
Pontprennau Primary School	682	464	78.65	115.57	369.95	543.61
Radnor Primary School	2,125	265	20.85	167.12	97.96	785.37
Radyr Comp School	10,908	1,300	33.16	278.19	155.68	1,306.24
Radyr Primary School	1,473	462	29.39	93.73	138.24	440.85
Rhiwbina Primary School	2,844	694	12.35	50.60	58.09	238.04
Rhydypenau Primary School	2,542	466	26.05	142.13	122.24	666.91
Riverbank Special School	1,072	67	17.70	282.99	83.84	1,340.75
Roath Park Primary School	1,919	464	27.71	114.56	130.00	537.53
Rumney Primary School	2,808	444	33.27	210.36	156.09	986.97
Severn Primary School	2,759	458	77.38	466.12	362.81	2,185.44
Springwood Primary School	2,800	259	24.42	264.00	114.58	1,238.48
St Alban's Primary School (Rc)	1,198	116	23.70	244.88	111.51	1,152.00
St Bernadette's Primary School (Rc)	1,145	244	27.86	130.72	131.02	614.71
St Cadoc's Primary School (Rc)	2,254	328	26.33	180.91	123.65	849.58
St Cuthberts Primary School (Rc)	803	98	33.87	277.61	159.20	1,304.97
St Davids Primary School (Cw)	1,113	225	32.61	161.27	153.30	758.17
St Fagan's C.W. Primary School v3	1,006	214	33.88	159.21	159.04	747.32
St Francis Primary School (Rc)	2,024	344	46.18	271.66	216.61	1,274.27
St Illtyds High School (Rc)	7,057	933	17.41	131.72	81.79	618.66
St John Lloyd Primary School (Rc)	2,080	323	26.63	171.55	125.09	805.72
St Joseph's Primary School (Rc)	1,281	211	37.46	227.48	175.86	1,067.98
St Mary The Virgin C.W. Primary School v2	1,104	191	35.73	206.52	168.13	971.88

Building Name	Floor Area m²	Designed Occupancy	Total kgCO2e/m²	Total kgCO2e/ Occupant	Total kWhe/m²	Total kWhe/ Occupant
St Marys Primary School (Rc)	1,452	223	38.19	248.58	179.15	1,166.10
St Mellons Cw Primary School	708	98	20.34	146.87	95.60	690.33
St Monicas Primary School (Cw)	748	124				
St Patricks Primary School (Rc)	1,387	243	18.63	106.30	87.57	499.77
St Pauls Primary School (Cw)	928	225	20.02	82.59	94.84	391.29
St Peter's Primary School (Rc)	2,826	431	23.81	156.15	111.93	733.95
St Philip Evans Primary School (Rc)	1,510	379	31.84	126.81	149.57	595.78
St Teilo's Secondary School v3	12,531	1,390	24.07	216.97	113.46	1,022.89
Stacey Primary School	1,469	210	46.50	325.20	218.13	1,525.49
The Bishop Of Llandaff High School	10,902	1,249	12.60	109.99	59.43	518.76
The Court Special School	1,023	40	38.54	985.54	180.93	4,626.92
The Hollies Special School	3,704	115	24.25	780.87	113.75	3,663.16
Thornhill Primary School v3	2,077	451	19.97	91.98	93.68	431.41
Ton Yr Ywen Primary School	3,208	468	26.91	184.47	126.33	866.00
Pwngwynlais Primary School	1,303	190	24.67	169.13	115.80	794.00
Redegarville Primary School (Cw)	1,269	223	33.57	191.01	157.65	897.11
Ormai Primary School	2,443	366	21.07	140.65	99.03	661.03
Tremorfa Nursery School	417	41	28.25	287.63	132.79	1,352.09
Trowbridge Primary School	1,321	175	30.65	231.39	144.06	1,087.64
Ty Gwyn Special School v3	5,728	205	62.61	1,749.46	293.72	8,206.85
Whitchurch High School (Lower)	9,277		33.90		159.26	
Whitchurch High School (Upper)	10,946		29.95		140.67	
Whitchurch Primary School	2,939	695	27.13	114.70	127.53	539.20
Willowbrook Primary School	2,097	453	27.22	126.00	127.77	591.57
Willows High School	8,466	709	31.65	377.94	148.68	1,775.39
Windsor Clive Primary School	4,214	423	21.25	211.74	99.76	993.87
Woodlands High Special School	1,770	141	26.38	331.20	124.09	1,558.04
Ysgol Bro Eirwg	2,064	405	26.55	135.28	124.31	633.38

Building Name	Floor Area m ²	Designed Occupancy	Total kgCO ₂ e/m ²	Total kgCO ₂ e/ Occupant	Total kWhe/m ²	Total kWhe/ Occupant
Ysgol Glan Ceubal	397	185	52.82	113.21	250.25	536.34
Ysgol Glan Morfa	1,312	246	10.54	56.19	49.92	266.19
Ysgol Gyfun Gymraeg Bro Edern	7,890	934	25.42	214.76	119.33	1,008.03
Ysgol Gyfun Gymraeg Glantaf	12,196	1,416	19.23	165.61	90.45	779.05
Ysgol Gyfun Gymraeg Plasmawr v3	10,795	1,166	25.38	235.01	119.16	1,103.27
Ysgol Gymraeg Coed Y Gof	1,630	269				
Ysgol Gymraeg Melin Gruffydd	1,414	467	55.17	167.04	259.21	784.90
Ysgol Gymraeg Nant Caerau v3	1,340	226	58.83	348.90	276.77	1,641.36
Ysgol Gymraeg Pwll Coch	2,446	323	7.69	58.25	36.36	275.36
Ysgol Gymraeg Treganna v3	3,314	684	28.34	137.31	133.24	645.59
Ysgol Gynradd Gwaelod Y Garth	1,216	249	31.57	154.21	148.34	724.56
Ysgol Gynradd Gymraeg Hamadryad		258		58.21		276.11
Ysgol Mynydd Bychan	997	238	25.58	107.12	120.09	502.80
Ysgol Pen Y Groes	1,399	118				
Ysgol Pen Y Pîl v3	1,272	197	61.92	399.75	290.59	1,875.87
Ysgol Pencae	1,080	202	31.69	169.39	148.76	795.19
Ysgol Y Berllan Deg	2,042	414	23.07	113.77	108.39	534.48
Ysgol Y Wern Primary School	3,111	653	25.84	123.11	121.44	578.56
	Building Floor Area m²	Designed Occupancy				
Total	776,875	101,929				

Cardiff Council - Schools Institute Buildings Utility CCC, Cost and CO2 Latest Month Report												
Electricity												
Building Name	Area Served m ²	K2n RAG	K2n RAG Detail	Year to Month	Annual Consumption kWh	Annual Cost	Annual Consumption kWh/m ²	Annual Cost m ²	Scope 2 Emissions kgCO ₂ e	Scope 2 Emissions kgCO ₂ e/m ²	Scope 3 Supply Emissions kgCO ₂ e	Scope 3 Supply Emissions kgCO ₂ e/m ²
Adamsdown Primary School v2	1,606.10	Green		Nov 2022	73,479.97	£9,552.40	45.75	£5.95	14,209.56	8.85	1,299.86	0.81
Albany Primary School	2,242.90	Green		Nov 2022	61,567.75	£8,003.81	27.45	£3.57	11,905.97	5.31	1,089.13	0.49
All Saints Primary School (Cw)	983.97	Orange		Nov 2022	35,363.11	£4,597.20	35.94	£4.67	6,838.52	6.95	625.57	0.64
Allensbank Primary School	2,272.20	Orange		Nov 2022	81,942.20	£10,652.49	36.06	£4.69	15,845.98	6.97	1,449.56	0.64
Baden Powell Primary School	2,130.95	Green		Nov 2022	73,088.27	£9,501.48	34.30	£4.46	14,133.81	6.63	1,292.93	0.61
Birchgrove Primary School	1,490.40	Orange		Nov 2022	63,866.90	£8,302.70	42.85	£5.57	12,350.58	8.29	1,129.81	0.76
Bishop Childs Primary School (Cw)	884.80	Orange		Sep 2022	41,505.50	£5,395.72	46.91	£6.10	8,026.33	9.07	734.23	0.83
Bryn Celyn Primary School	1,402.30	Orange		Nov 2022	92,024.49	£11,963.18	65.62	£8.53	17,795.70	12.69	1,627.91	1.16
Bryn Deri Primary School	1,015.90	Orange		Nov 2022	47,825.08	£6,217.26	47.08	£6.12	9,248.41	9.10	846.03	0.83
Bryn Hafod Primary School	2,461.90	Green		Nov 2022	73,982.13	£9,617.68	30.05	£3.91	14,306.66	5.81	1,308.74	0.53
Bryn-Y-Deryn Pupil Referral Unit	2,349.20	Orange		Nov 2022	100,551.68	£13,071.72	42.80	£5.56	19,444.68	8.28	1,778.76	0.76
Cantonian High School	8,703.93	Orange		Nov 2022	441,001.86	£57,330.24	50.67	£6.59	85,280.94	9.80	7,801.32	0.90
Cardiff High School v3	13,040.12	Orange		Nov 2022	468,627.98	£60,921.64	35.94	£4.67	90,623.28	6.95	8,290.03	0.64
Cardiff West Community High School				Nov 2022	64,296.98	£8,358.61			12,433.75		1,137.41	
Cathays High School	8,310.33	Orange		Nov 2022	326,979.84	£42,507.38	39.35	£5.12	63,231.36	7.61	5,784.27	0.70
Christ The King Primary School (Rc)	1,035.60	Green		Nov 2022	33,990.04	£4,418.71	32.82	£4.27	6,572.99	6.35	601.28	0.58
Coed Glas Primary School	2,814.00	Green		Nov 2022	78,937.08	£10,261.82	28.05	£3.65	15,264.85	5.42	1,396.40	0.50
Corpus Christi High School (Rc)	7,545.60	Green		Nov 2022	205,107.18	£26,663.93	27.18	£3.53	39,663.63	5.26	3,628.35	0.48
Coryton Primary School	909.10	Orange		Nov 2022	29,796.51	£3,873.55	32.78	£4.26	5,762.05	6.34	527.10	0.58
Creigiau Primary School	1,397.00	Orange		Nov 2022	88,768.32	£11,539.88	63.54	£8.26	17,166.02	12.29	1,570.31	1.12
Danescourt Primary School	2,144.30	Green		Nov 2022	60,678.38	£7,888.19	28.30	£3.68	11,733.98	5.47	1,073.40	0.50
Eastern High School	11,101.99	Orange		Feb 2018	440,339.18	£57,244.09	39.66	£5.16	124,646.81	11.23	10,625.38	0.96

Building Name	Area Served m ²	K2n RAG	K2n RAG Detail	Year to Month	Annual Consumption kWh	Annual Cost	Annual Consumpti on kWh/m ²	Annual Cost m ²	Scope 2 Emissions kgCO ₂ e	Scope 2 Emissions kgCO ₂ e/m ²	Scope 3 Supply Emissions kgCO ₂ e	Scope 3 Supply Emissions kgCO ₂ e/m ²
Ely and Caerau Children's Centre	1,370.27			Nov 2022	91,232.60	£11,860.24	66.58	£8.66	17,642.56	12.88	1,613.90	1.18
Fairwater Primary School v3	2,122.00			Sep 2022	92,212.50	£11,987.63	43.46	£5.65	17,832.05	8.40	1,631.24	0.77
Fitzalan High School	14,345.33			Nov 2022	914,479.69	£118,882.36	63.75	£8.29	176,842.08	12.33	16,177.15	1.13
Gabalfa Primary School	2,802.11			Oct 2019	2,106.28	£273.82	0.75	£0.10	538.37	0.19	45.71	0.02
Gladstone Primary School	2,154.17			Nov 2022	94,740.34	£12,316.24	43.98	£5.72	18,320.89	8.50	1,675.96	0.78
Glan-Yr-Afon Primary School	2,693.50			Sep 2022	148,843.07	£19,349.60	55.26	£7.18	28,783.27	10.69	2,633.03	0.98
Glyncod Primary School	2,132.20			Nov 2022	59,222.60	£7,698.94	27.78	£3.61	11,452.47	5.37	1,047.65	0.49
Grangetown Nursery School	303.50			Nov 2022	21,100.21	£2,743.03	69.52	£9.04	4,080.36	13.44	373.26	1.23
Grangetown Primary School	2,474.80			Nov 2022	64,681.41	£8,408.58	26.14	£3.40	12,508.09	5.05	1,144.21	0.46
Greenhill Special School	1,122.30			Nov 2022	74,804.60	£9,724.60	66.65	£8.66	14,465.71	12.89	1,323.29	1.18
Greenway Primary School	2,604.10			Sep 2022	57,596.27	£7,487.51	22.12	£2.88	11,137.97	4.28	1,018.88	0.39
Hawthorn Primary School	1,364.20			Nov 2022	44,459.49	£5,779.73	32.59	£4.24	8,597.58	6.30	786.49	0.58
Herbert Thompson Primary School v3	3,468.47			Nov 2022	149,347.10	£19,415.12	43.06	£5.60	28,880.74	8.33	2,641.95	0.76
Holy Family Primary School (Rc)	1,452.20			Sep 2022	42,725.63	£5,554.33	29.42	£3.82	8,262.28	5.69	755.82	0.52
Howardian Primary School	4,589.80			Nov 2022	68,237.33	£8,870.85	14.87	£1.93	13,195.73	2.88	1,207.12	0.26
Hywel Dda Primary School	2,354.60			Nov 2022	54,500.13	£7,085.02	23.15	£3.01	10,539.24	4.48	964.11	0.41
Kitchener Primary School	2,295.70			Nov 2022	60,179.33	£7,823.31	26.21	£3.41	11,637.48	5.07	1,064.57	0.46
Lakeside Primary School	2,817.10			Nov 2022	106,091.38	£13,791.88	37.66	£4.90	20,515.95	7.28	1,876.76	0.67
Lansdowne Primary School	2,316.00			Nov 2022	63,900.38	£8,307.05	27.59	£3.59	12,357.06	5.34	1,130.40	0.49
Llandaff Primary School (Cw)	2,287.90			Nov 2022	70,611.66	£9,179.52	30.86	£4.01	13,654.88	5.97	1,249.12	0.55
Llanedeyrn Primary School	8,511.79			Nov 2022	70,215.98	£9,128.08	8.25	£1.07	13,578.37	1.60	1,242.12	0.15
Llanishen Fach Primary School	2,960.47			Nov 2022	123,203.67	£16,016.48	41.62	£5.41	23,825.13	8.05	2,179.47	0.74
Llanishen High School	12,552.99			Nov 2022	583,135.92	£75,807.67	46.45	£6.04	112,766.82	8.98	10,315.67	0.82
Llysfaen Primary School	1,948.30			Nov 2022	58,908.11	£7,658.05	30.24	£3.93	11,391.65	5.85	1,042.08	0.53
Marlborough Primary School	2,542.70			Nov 2022	92,363.71	£12,007.28	36.33	£4.72	17,861.29	7.02	1,633.91	0.64

Building Name	Area Served m ²	K2n RAG	K2n RAG Detail	Year to Month	Annual Consumption kWh	Annual Cost	Annual Consumpti on kWh/m ²	Annual Cost m ²	Scope 2 Emissions kgCO ₂ e	Scope 2 Emissions kgCO ₂ e/m ²	Scope 3 Supply Emissions kgCO ₂ e	Scope 3 Supply Emissions kgCO ₂ e/m ²
Mary Immaculate High School (Rc)	6,045.10	Green		Nov 2022	172,570.59	£22,434.18	28.55	£3.71	33,371.70	5.52	3,052.77	0.51
Meadowbank Special School	1,148.30	Yellow		Nov 2022	46,659.35	£6,065.72	40.63	£5.28	9,022.99	7.86	825.40	0.72
Meadowlane Primary School	2,500.40	Green		Nov 2022	36,309.43	£4,720.23	14.52	£1.89	7,021.52	2.81	642.31	0.26
Millbank Primary School	652.70	Red		Nov 2022	64,920.06	£8,439.61	99.46	£12.93	12,554.24	19.23	1,148.44	1.76
Moorland Primary School	2,394.93	Green		Nov 2022	77,228.26	£10,039.67	32.25	£4.19	14,934.40	6.24	1,366.17	0.57
Mount Stuart Primary School	1,633.90	Yellow		Nov 2022	109,307.21	£14,209.94	66.90	£8.70	21,137.83	12.94	1,933.64	1.18
Ninian Park Primary School	2,504.66	Yellow		Nov 2022	119,422.60	£15,524.94	47.68	£6.20	23,093.94	9.22	2,112.59	0.84
Oakfield Primary School	2,245.80	Yellow		Nov 2022	74,108.69	£9,634.13	33.00	£4.29	14,331.14	6.38	1,310.98	0.58
Pen Y Bryn Primary School	2,053.40	Green		Nov 2022	53,113.45	£6,904.75	25.87	£3.36	10,271.08	5.00	939.58	0.46
Pencaerau Primary School	1,838.70	Yellow		Sep 2022	74,504.93	£9,685.64	40.52	£5.27	14,407.76	7.84	1,317.99	0.72
Pentrebane Primary School	1,679.10	Yellow		Sep 2022	110,142.37	£14,318.51	65.60	£8.53	21,299.33	12.68	1,948.42	1.16
Pentyrch Primary School	857.30	Red		Sep 2022	96,469.83	£12,541.08	112.53	£14.63	18,655.34	21.76	1,706.55	1.99
Peter Lea Primary School	2,693.80	Green		Nov 2022	52,432.77	£6,816.26	19.46	£2.53	10,139.45	3.76	927.54	0.34
Pontprenau Primary School	681.80	Red		Nov 2022	102,549.59	£13,331.45	150.41	£19.55	19,831.04	29.09	1,814.10	2.66
Radnor Primary School	2,124.50	Yellow		Sep 2022	68,811.80	£8,945.53	32.39	£4.21	13,306.83	6.26	1,217.28	0.57
Radyr Comp School	10,907.53	Yellow		Nov 2022	443,279.79	£57,626.37	40.64	£5.28	85,721.45	7.86	7,841.62	0.72
Radyr Primary School	1,473.30	Yellow		Nov 2022	82,200.02	£10,686.00	55.79	£7.25	15,895.84	10.79	1,454.12	0.99
Rhiwbina Primary School	2,844.00	Green		Nov 2022	68,415.81	£8,894.06	24.06	£3.13	13,230.25	4.65	1,210.28	0.43
Rhydypenau Primary School	2,542.40	Yellow		Nov 2022	63,529.04	£8,258.78	24.99	£3.25	12,285.25	4.83	1,123.83	0.44
Riverbank Special School	1,071.50	Red		Nov 2022	89,830.47	£11,677.96	83.84	£10.90	17,371.42	16.21	1,589.10	1.48
Roath Park Primary School	1,918.60	Green		Nov 2022	50,486.35	£6,563.23	26.31	£3.42	9,763.05	5.09	893.10	0.47
Rumney Primary School	2,807.50	Green		Nov 2022	85,508.97	£11,116.17	30.46	£3.96	16,535.73	5.89	1,512.65	0.54
Severn Primary School	2,758.80	Yellow		Nov 2022	138,291.78	£17,977.93	50.13	£6.52	26,742.86	9.69	2,446.38	0.89
Springwood Primary School	2,799.60	Green		Nov 2022	59,008.78	£7,671.14	21.08	£2.74	11,411.12	4.08	1,043.87	0.37
St Alban's Primary School (Rc)	1,198.43	Yellow		Sep 2022	55,858.50	£7,261.61	46.61	£6.06	10,801.92	9.01	988.14	0.82























Building Name	Area Served m ²	K2n RAG	K2n RAG Detail	Year to Month	Annual Consumption kWh	Annual Cost	Annual Consumption on kWh/m ²	Annual Cost m ²	Scope 2 Emissions kgCO ₂ e	Scope 2 Emissions kgCO ₂ e/m ²	Scope 3 Supply Emissions kgCO ₂ e	Scope 3 Supply Emissions kgCO ₂ e/m ²
St Bernadette's Primary School (Rc)	1,144.80			Nov 2022	57,532.51	£7,479.23	50.26	£6.53	11,125.64	9.72	1,017.75	0.89
St Cadoc's Primary School (Rc)	2,253.60			Sep 2022	75,516.74	£9,817.18	33.51	£4.36	14,603.43	6.48	1,335.89	0.59
St Cuthberts Primary School (Rc)	803.30			Sep 2022	45,364.03	£5,897.32	56.47	£7.34	8,772.50	10.92	802.49	1.00
St Davids Primary School (Cw)	1,112.80			Nov 2022	61,430.56	£7,985.97	55.20	£7.18	11,879.44	10.68	1,086.71	0.98
St Fagan's C.W. Primary School v3	1,005.57			Nov 2022	36,895.62	£4,796.43	36.69	£4.77	7,134.87	7.10	652.68	0.65
St Francis Primary School (Rc)	2,023.72			Sep 2022	76,727.57	£9,974.58	37.91	£4.93	14,837.58	7.33	1,357.31	0.67
St Illtyds High School (Rc)	7,056.80			Nov 2022	164,413.24	£21,373.72	23.30	£3.03	31,794.23	4.51	2,908.47	0.41
St John Lloyd Primary School (Rc)	2,080.46			Sep 2022	73,620.43	£9,570.66	35.39	£4.60	14,236.72	6.84	1,302.35	0.63
St Joseph's Primary School (Rc)	1,281.40			Sep 2022	56,279.00	£7,316.27	43.92	£5.71	10,883.23	8.49	995.58	0.78
St Mary The Virgin C.W. Primary School v2	1,095.59			Nov 2022	82,766.70	£10,759.67	75.55	£9.82	16,005.42	14.61	1,464.14	1.34
St Marys Primary School (Rc)	1,451.50			Sep 2022	47,581.07	£6,185.54	32.78	£4.26	9,201.23	6.34	841.71	0.58
St Mellons Cw Primary School	707.69			Nov 2022	23,376.60	£3,038.96	33.03	£4.29	4,520.57	6.39	413.53	0.58
St Monicas Primary School (Cw)												
St Patricks Primary School (Rc)	1,386.80			Sep 2022	44,770.96	£5,820.22	32.28	£4.20	8,657.81	6.24	792.00	0.57
St Pauls Primary School (Cw)	928.30			Nov 2022	88,040.69	£11,445.29	94.84	£12.33	17,025.31	18.34	1,557.44	1.68
St Peter's Primary School (Rc)	2,826.25			Sep 2022	109,994.80	£14,299.32	38.92	£5.06	21,270.79	7.53	1,945.81	0.69
St Philip Evans Primary School (Rc)	1,509.70			Nov 2022	69,427.31	£9,025.55	45.99	£5.98	13,425.85	8.89	1,228.17	0.81
St Teilo's Secondary School v3	12,531.06			Nov 2022	843,552.41	£109,661.81	67.32	£8.75	163,126.16	13.02	14,922.44	1.19
Stacey Primary School	1,468.64			Nov 2022	57,668.25	£7,496.87	39.27	£5.10	11,151.89	7.59	1,020.15	0.69
The Bishop Of Llandaff High School	10,901.92			Nov 2022	408,023.21	£53,043.02	37.43	£4.87	78,903.53	7.24	7,217.93	0.66
The Court Special School	1,022.94			Nov 2022	46,031.73	£5,984.13	45.00	£5.85	8,901.62	8.70	814.30	0.80
The Hollies Special School	3,703.50			Nov 2022	77,489.20	£10,073.60	20.92	£2.72	14,984.86	4.05	1,370.78	0.37
Thornhill Primary School v3	2,076.82			Nov 2022	33,174.95	£4,312.74	15.97	£2.08	6,415.37	3.09	586.86	0.28
Ton Yr Ywen Primary School	3,208.10			Sep 2022	98,712.27	£12,832.59	30.77	£4.00	19,088.98	5.95	1,746.22	0.54
Tongwynlais Primary School	1,302.80			Sep 2022	37,070.57	£4,819.17	28.45	£3.70	7,168.71	5.50	655.78	0.50

Building Name	Area Served m ²	K2n RAG	K2n RAG Detail	Year to Month	Annual Consumption kWh	Annual Cost	Annual Consumpti on kWh/m ²	Annual Cost m ²	Scope 2 Emissions kgCO ₂ e	Scope 2 Emissions kgCO ₂ e/m ²	Scope 3 Supply Emissions kgCO ₂ e	Scope 3 Supply Emissions kgCO ₂ e/m ²
Tredegaville Primary School (Cw)	1,269.00			Sep 2022	56,316.97	£7,321.21	44.38	£5.77	10,890.58	8.58	996.25	0.79
Trelai Primary School	2,443.00			Nov 2022	81,773.10	£10,630.50	33.47	£4.35	15,813.28	6.47	1,446.57	0.59
Tremorfa Nursery School	417.46			Sep 2022	19,616.47	£2,550.14	46.99	£6.11	3,793.43	9.09	347.02	0.83
Trowbridge Primary School	1,321.20			Sep 2022	66,233.28	£8,610.33	50.13	£6.52	12,808.19	9.69	1,171.67	0.89
Ty Gwyn Special School v3	5,520.20			Nov 2022	307,555.64	£39,982.23	55.71	£7.24	59,475.11	10.77	5,440.66	0.99
Whitchurch High School (Lower)	9,277.09			Nov 2022	443,721.25	£57,683.76	47.83	£6.22	85,806.82	9.25	7,849.43	0.85
Whitchurch High School (Upper)	10,945.69			Nov 2022	444,439.89	£57,777.19	40.60	£5.28	85,945.79	7.85	7,862.14	0.72
Whitchurch Primary School	2,938.50			Nov 2022	133,083.58	£17,300.87	45.29	£5.89	25,735.70	8.76	2,354.25	0.80
Willowbrook Primary School	2,097.30			Nov 2022	66,993.69	£8,709.18	31.94	£4.15	12,955.24	6.18	1,185.12	0.57
Willows High School	8,466.43			Nov 2022	373,388.41	£48,540.49	44.10	£5.73	72,205.85	8.53	6,605.24	0.78
Windsor Clive Primary School	4,214.30			Nov 2022	96,857.69	£12,591.50	22.98	£2.99	18,730.34	4.44	1,713.41	0.41
Woodlands High Special School	1,770.40			Nov 2022	91,089.80	£11,841.67	51.45	£6.69	17,614.95	9.95	1,611.38	0.91
Ysgol Bro Eirwg	2,063.60			Nov 2022	68,508.93	£8,906.16	33.20	£4.32	13,248.26	6.42	1,211.92	0.59
Ysgol Glan Ceubal	396.50			Nov 2022	99,223.02	£12,898.99	250.25	£32.53	19,187.75	48.39	1,755.26	4.43
Ysgol Glan Morfa	1,311.80			Nov 2022	64,983.78	£8,447.89	49.54	£6.44	12,566.56	9.58	1,149.56	0.88
Ysgol Gyfun Gymraeg Bro Ederm	7,890.16			Nov 2022	217,965.99	£28,335.58	27.63	£3.59	42,150.26	5.34	3,855.82	0.49
Ysgol Gyfun Gymraeg Glantaf	12,196.03			Nov 2022	456,528.46	£59,348.70	37.43	£4.87	88,283.47	7.24	8,075.99	0.66
Ysgol Gyfun Gymraeg Plasmawr v3	10,795.47			Nov 2022	316,050.30	£41,086.54	29.28	£3.81	61,117.81	5.66	5,590.93	0.52
Ysgol Gymraeg Coed Y Gof												
Ysgol Gymraeg Melin Gruffydd	1,414.10			Sep 2022	116,467.40	£15,140.76	82.36	£10.71	22,522.47	15.93	2,060.31	1.46
Ysgol Gymraeg Nant Caerau v3	1,340.30			Sep 2022	155,252.37	£20,182.81	115.83	£15.06	30,022.70	22.40	2,746.41	2.05
Ysgol Gymraeg Pwll Coch	2,446.41			Sep 2022	72,097.07	£9,372.62	29.47	£3.83	13,942.13	5.70	1,275.40	0.52
Ysgol Gymraeg Treganna v3	3,314.10			Nov 2022	163,167.79	£21,211.81	49.23	£6.40	31,553.39	9.52	2,886.44	0.87
Ysgol Gynradd Gwaelod Y Garth	1,216.20			Nov 2022	56,450.15	£7,338.52	46.42	£6.03	10,916.33	8.98	998.60	0.82
Ysgol Gynradd Gymraeg Hamadryad				Nov 2022	60,420.80	£7,854.70			11,684.17		1,068.84	

Building Name	Area Served m ²	K2n RAG	K2n RAG Detail	Year to Month	Annual Consumption kWh	Annual Cost	Annual Consumpti on kWh/m ²	Annual Cost m ²	Scope 2 Emissions kgCO ₂ e	Scope 2 Emissions kgCO ₂ e/m ²	Scope 3 Supply Emissions kgCO ₂ e	Scope 3 Supply Emissions kgCO ₂ e/m ²
Ysgol Mynydd Bychan	996.50	Green		Nov 2022	27,550.60	£3,581.58	27.65	£3.59	5,327.74	5.35	487.37	0.49
Ysgol Pen Y Groes												
Ysgol Pen Y Pll v3	1,282.10	Orange		Nov 2022	77,877.47	£10,124.07	60.74	£7.90	15,059.95	11.75	1,377.65	1.07
Ysgol Pencae	1,079.81	Orange		Nov 2022	38,915.03	£5,058.95	36.04	£4.69	7,525.39	6.97	688.41	0.64
Ysgol Y Berllan Deg	2,041.50	Green		Nov 2022	66,877.99	£8,694.14	32.76	£4.26	12,932.87	6.33	1,183.07	0.58
Ysgol Y Wern Primary School	3,111.10	Orange		Nov 2022	126,363.33	£16,427.23	40.62	£5.28	24,436.14	7.85	2,235.37	0.72

Total for Electricity												
	Area Served m ²				Annual Consumption kWh	Annual Cost			Scope 2 Emissions kgCO ₂ e		Scope 3 Supply Emissions kgCO ₂ e	
Total	391,265.45				15,668,810.96	£2,036,945.43			3,069,659.74		280,025.50	

Cardiff Council - Schools Institute Buildings Utility CCC, Cost and CO2 Latest Month Report												
No date range specified	Gas											
Building Name	Area Served m ²	K2n RAG	K2n RAG Detail	Year to Month	Annual Consumption kWh	Annual Cost	Annual Consumption kWh/m ²	Annual Cost m ²	Scope 1 Emissions kgCO2e	Scope 1 Emissions kgCO2e/m ²	Scope 3 Supply Emissions kgCO2e	Scope 3 Supply Emissions kgCO2e/m ²
Adamsdown Primary School v2	1,606.10			Oct 2022	205,140.51	£10,257.03	127.73	£6.39	37,446.35	23.32	6,379.87	3.97
Albany Primary School	2,242.90			Oct 2022	234,953.82	£11,747.69	104.75	£5.24	42,888.47	19.12	7,307.06	3.26
All Saints Primary School (Cw)	983.97			Oct 2022	110,006.02	£5,500.30	111.80	£5.59	20,080.50	20.41	3,421.19	3.48
Allensbank Primary School	2,272.20			Oct 2022	250,061.48	£12,503.07	110.05	£5.50	45,646.22	20.09	7,776.91	3.42
Baden Powell Primary School	2,130.95			Oct 2022	8,307.15	£415.36	3.90	£0.19	1,516.39	0.71	258.35	0.12
Birchgrove Primary School	1,490.40			Oct 2022	145,944.76	£7,297.24	97.92	£4.90	26,640.76	17.87	4,538.88	3.05
Bishop Childs Primary School (Cw)	884.80			Oct 2022	91,892.31	£4,594.62	103.86	£5.19	16,774.02	18.96	2,857.85	3.23
Bryn Celyn Primary School	1,402.30			Oct 2022	156,613.53	£7,830.68	111.68	£5.58	28,588.23	20.39	4,870.68	3.47
Bryn Deri Primary School	1,015.90			Oct 2022	91,302.04	£4,565.10	89.87	£4.49	16,666.27	16.41	2,839.49	2.80
Bryn Hafod Primary School	2,461.90			Oct 2022	249,102.73	£12,455.14	101.18	£5.06	45,471.21	18.47	7,747.09	3.15
Bryn-Y-Deryn Pupil Referral Unit				Oct 2022	199,656.61	£9,982.83			36,445.32		6,209.32	
Cantonian High School	8,703.93			Oct 2022	547,293.67	£27,364.68	62.88	£3.14	99,902.99	11.48	17,020.83	1.96
Cardiff High School v3	13,040.12			Oct 2022	1,027,209.39	£51,360.47	78.77	£3.94	187,506.80	14.38	31,946.21	2.45
Cardiff West Community High School				Sep 2021	0.00	£0.00			0.00		0.00	
Cathays High School	8,310.33			Oct 2022	468,732.54	£23,436.63	56.40	£2.82	85,562.44	10.30	14,577.58	1.75
Christ The King Primary School (Rc)	1,035.60			Oct 2022	110,414.23	£5,520.71	106.62	£5.33	20,155.01	19.46	3,433.88	3.32
Coed Glas Primary School	2,814.00			Oct 2022	302,764.77	£15,138.24	107.59	£5.38	55,266.68	19.64	9,415.98	3.35
Corpus Christi High School (Rc)	7,545.60			Oct 2022	647,867.47	£32,393.37	85.86	£4.29	118,261.73	15.67	20,148.68	2.67
Coryton Primary School	909.10			Oct 2022	67,613.93	£3,380.70	74.37	£3.72	12,342.25	13.58	2,102.79	2.31
Creigiau Primary School	1,397.00			Oct 2022	105,843.12	£5,292.16	75.76	£3.79	19,320.60	13.83	3,291.72	2.36
Danescourt Primary School	2,144.30			Oct 2022	167,566.23	£8,378.31	78.14	£3.91	30,587.54	14.26	5,211.31	2.43

Building Name	Area Served m ²	K2n RAG	K2n RAG Detail	Year to Month	Annual Consumption kWh	Annual Cost	Annual Consumption kWh/m ²	Annual Cost m ²	Scope 1 Emissions kgCO ₂ e	Scope 1 Emissions kgCO ₂ e/m ²	Scope 3 Supply Emissions kgCO ₂ e	Scope 3 Supply Emissions kgCO ₂ e/m ²
Eastern High School	11,101.99			Oct 2022	560,151.31	£28,007.57	50.46	£2.52	102,250.02	9.21	17,420.71	1.57
Ely and Caerau Children's Centre				Oct 2022	204,937.54	£10,246.88			37,409.30		6,373.56	
Fairwater Primary School v3	2,122.00			Oct 2022	161,195.42	£8,059.77	75.96	£3.80	29,424.61	13.87	5,013.18	2.36
Fitzalan High School	14,345.33			Oct 2022	1,624,650.78	£81,232.54	113.25	£5.66	296,563.75	20.67	50,526.64	3.52
Gabalfa Primary School	2,802.12			May 2022	1,129.62	£56.48	0.40	£0.02	206.20	0.07	35.13	0.01
Gladstone Primary School	2,154.17			Oct 2022	141,053.55	£7,052.54	65.48	£3.27	25,747.92	11.95	4,386.77	2.04
Glan-Yr-Afon Primary School	2,693.50			Oct 2022	150,602.72	£7,529.99	55.91	£2.80	27,491.02	10.21	4,683.74	1.74
Glyncod Primary School	2,132.20			Oct 2022	137,250.02	£6,862.50	64.37	£3.22	25,053.62	11.75	4,268.48	2.00
Grangetown Nursery School	303.50			Oct 2022	19,101.36	£955.07	62.94	£3.15	3,486.76	11.49	594.05	1.96
Grangetown Primary School	2,474.80			Oct 2022	260,959.52	£13,047.98	105.45	£5.27	47,635.55	19.25	8,115.84	3.28
Greenhill Special School	1,122.30			Oct 2022	138,408.40	£6,920.42	123.33	£6.17	25,265.07	22.51	4,304.50	3.84
Greenway Primary School	2,604.10			Oct 2022	210,602.21	£10,530.11	80.87	£4.04	38,443.33	14.76	6,549.73	2.52
Hawthorn Primary School	1,364.20			Oct 2022	127,971.43	£6,398.57	93.81	£4.69	23,359.90	17.12	3,979.91	2.92
Herbert Thompson Primary School v3	3,206.74			Oct 2022	294,186.27	£14,709.31	91.74	£4.59	53,700.76	16.75	9,149.19	2.85
Holy Family Primary School (Rc)	1,452.20			Oct 2022	148,438.14	£7,421.91	102.22	£5.11	27,095.90	18.66	4,616.43	3.18
Howardian Primary School												
Hywel Dda Primary School	2,354.60			Oct 2022	182,080.36	£9,104.02	77.33	£3.87	33,236.95	14.12	5,662.70	2.40
Kitchener Primary School	2,295.70			Oct 2022	418,438.68	£20,921.93	182.27	£9.11	76,381.80	33.27	13,013.44	5.67
Lakeside Primary School	2,817.10			Oct 2022	312,168.47	£15,608.42	110.81	£5.54	56,983.23	20.23	9,708.44	3.45
Lansdowne Primary School	2,316.00			Oct 2022	319,986.76	£15,999.34	138.16	£6.91	58,410.38	25.22	9,951.59	4.30
Llandaff Primary School (Cw)	2,287.90			Oct 2022	166,406.43	£8,320.32	72.73	£3.64	30,375.83	13.28	5,175.24	2.26
Llanedeyrn Primary School	8,511.79			Oct 2022	516,167.32	£25,808.37	60.64	£3.03	94,221.18	11.07	16,052.80	1.89
Llanishen Fach Primary School	2,960.47			Oct 2022	107,628.45	£5,381.42	36.36	£1.82	19,646.50	6.64	3,347.24	1.13
Llanishen High School	12,552.99			Oct 2022	1,366,401.40	£68,320.07	108.85	£5.44	249,422.91	19.87	42,495.08	3.39

Building Name	Area Served m ²	K2n RAG	K2n RAG Detail	Year to Month	Annual Consumption kWh	Annual Cost	Annual Consumption kWh/m ²	Annual Cost m ²	Scope 1 Emissions kgCO ₂ e	Scope 1 Emissions kgCO ₂ e/m ²	Scope 3 Supply Emissions kgCO ₂ e	Scope 3 Supply Emissions kgCO ₂ e/m ²
Llysfaden Primary School	1,948.30	Green		Oct 2022	114,974.11	£5,748.71	59.01	£2.95	20,987.37	10.77	3,575.69	1.84
Marlborough Primary School	2,542.70	Green		Oct 2022	149,848.08	£7,492.40	58.93	£2.95	27,353.27	10.76	4,660.28	1.83
Mary Immaculate High School (Rc)	6,045.10	Green		Oct 2022	454,355.16	£22,717.76	75.16	£3.76	82,937.99	13.72	14,130.45	2.34
Meadowbank Special School	1,148.30	Orange		Oct 2022	122,981.69	£6,149.08	107.10	£5.35	22,449.08	19.55	3,824.73	3.33
Meadowlane Primary School	2,500.40	Orange		Sep 2022	268,789.01	£13,439.45	107.50	£5.37	49,064.75	19.62	8,359.34	3.34
Millbank Primary School	652.70	Orange		Oct 2022	150,667.50	£7,533.37	230.84	£11.54	27,502.85	42.14	4,685.76	7.18
Moorland Primary School	2,394.93	Green		Oct 2022	49,896.58	£2,494.83	20.83	£1.04	9,108.12	3.80	1,551.78	0.65
Mount Stuart Primary School	1,633.90	Orange		Oct 2022	256,092.65	£12,804.63	156.74	£7.84	46,747.15	28.61	7,964.48	4.87
Ninian Park Primary School	2,504.66	Green		Jun 2022	153,654.46	£7,682.72	61.35	£3.07	28,048.09	11.20	4,778.65	1.91
Oakfield Primary School	2,245.80	Orange		Oct 2022	290,852.61	£14,542.63	129.51	£6.48	53,092.24	23.64	9,045.52	4.03
Pen Y Bryn Primary School	2,053.40	Orange		Oct 2022	216,240.79	£10,812.04	105.31	£5.27	39,472.59	19.22	6,725.09	3.28
Pencaerau Primary School				Oct 2022	152,517.54	£7,625.88			27,840.55		4,743.30	
Pentrebane Primary School	1,679.10	Orange		Jun 2022	216,570.48	£10,828.52	128.98	£6.45	39,532.78	23.54	6,735.34	4.01
Pentyrch Primary School	857.30	Green		Oct 2022	60,706.53	£3,035.33	70.81	£3.54	11,081.37	12.93	1,887.97	2.20
Peter Lea Primary School	2,693.80	Green		Oct 2022	221,095.44	£11,054.77	82.08	£4.10	40,358.76	14.98	6,876.07	2.55
Pontprenau Primary School	681.80	Orange		Sep 2022	149,685.55	£7,484.28	219.54	£10.98	27,323.60	40.08	4,655.22	6.83
Radnor Primary School	2,124.50	Green		Oct 2022	139,311.83	£6,965.59	65.57	£3.28	25,429.98	11.97	4,332.60	2.04
Radyr Comp School	10,907.53	Orange		Oct 2022	1,254,836.37	£62,741.82	115.04	£5.75	229,057.83	21.00	39,025.41	3.58
Radyr Primary School	1,473.30	Orange		Oct 2022	121,471.30	£6,073.56	82.45	£4.12	22,173.37	15.05	3,777.76	2.56
Rhiwbina Primary School	2,844.00	Green		Oct 2022	96,787.23	£4,839.36	34.03	£1.70	17,667.54	6.21	3,010.08	1.06
Rhydypenau Primary School	2,542.40	Orange		Oct 2022	247,251.02	£12,362.55	97.25	£4.86	45,133.20	17.75	7,689.51	3.02
Riverbank Special School												
Roath Park Primary School	1,918.60	Orange		Oct 2022	198,928.40	£9,946.42	103.68	£5.18	36,312.39	18.93	6,186.67	3.22
Rumney Primary School	2,807.50	Orange		Oct 2022	352,704.65	£17,635.23	125.63	£6.28	64,382.71	22.93	10,969.11	3.91
Severn Primary School	2,758.80	Red		Oct 2022	862,639.31	£43,131.97	312.69	£15.63	157,466.18	57.08	26,828.08	9.72

Building Name	Area Served m ²	K2n RAG	K2n RAG Detail	Year to Month	Annual Consumption kWh	Annual Cost	Annual Consumption kWh/m ²	Annual Cost m ²	Scope 1 Emissions kgCO ₂ e	Scope 1 Emissions kgCO ₂ e/m ²	Scope 3 Supply Emissions kgCO ₂ e	Scope 3 Supply Emissions kgCO ₂ e/m ²
Springwood Primary School	2,799.60			Oct 2022	261,758.43	£13,087.92	93.50	£4.67	47,781.38	17.07	8,140.69	2.91
St Alban's Primary School (Rc)	1,198.43			Jun 2022	77,773.81	£3,888.69	64.90	£3.24	14,196.83	11.85	2,418.77	2.02
St Bernadette's Primary School (Rc)	1,144.80			Oct 2022	92,455.66	£4,622.78	80.76	£4.04	16,876.86	14.74	2,875.37	2.51
St Cadoc's Primary School (Rc)	2,253.60			Oct 2022	203,145.04	£10,157.25	90.14	£4.51	37,082.10	16.45	6,317.81	2.80
St Cuthberts Primary School (Rc)	803.30			Oct 2022	82,523.43	£4,126.17	102.73	£5.14	15,063.83	18.75	2,566.48	3.19
St Davids Primary School (Cw)	1,112.80			Oct 2022	109,158.32	£5,457.92	98.09	£4.90	19,925.76	17.91	3,394.82	3.05
St Fagan's C.W. Primary School v3	1,003.67			Oct 2022	123,031.35	£6,151.57	122.58	£6.13	22,458.14	22.38	3,826.28	3.81
St Francis Primary School (Rc)	2,023.72			Oct 2022	361,622.06	£18,081.10	178.69	£8.93	66,010.49	32.62	11,246.45	5.56
St Illtyds High School (Rc)	7,056.80			Oct 2022	412,796.78	£20,639.84	58.50	£2.92	75,351.92	10.68	12,837.98	1.82
St John Lloyd Primary School (Rc)	2,080.46			Oct 2022	186,627.23	£9,331.36	89.70	£4.49	34,066.93	16.37	5,804.11	2.79
St Joseph's Primary School (Rc)	1,281.40			Oct 2022	169,064.28	£8,453.21	131.94	£6.60	30,860.99	24.08	5,257.90	4.10
St Mary The Virgin C.W. Primary School v2	1,095.59			Oct 2022	102,862.01	£5,143.10	93.89	£4.69	18,776.43	17.14	3,199.01	2.92
St Marys Primary School (Rc)	1,451.50			Oct 2022	212,458.79	£10,622.94	146.37	£7.32	38,782.23	26.72	6,607.47	4.55
St Mellons Cw Primary School				Oct 2022	44,275.73	£2,213.79			8,082.09		1,376.98	
St Monicas Primary School (Cw)												
St Patricks Primary School (Rc)	1,386.80			Oct 2022	76,672.84	£3,833.64	55.29	£2.76	13,995.86	10.09	2,384.53	1.72
St Pauls Primary School (Cw)												
St Peter's Primary School (Rc)	2,826.25			Oct 2022	206,338.84	£10,316.94	73.01	£3.65	37,665.09	13.33	6,417.14	2.27
St Philip Evans Primary School (Rc)	1,509.70			Oct 2022	156,372.63	£7,818.63	103.58	£5.18	28,544.26	18.91	4,863.19	3.22
St Teilo's Secondary School v3	11,404.76			Oct 2022	578,265.43	£28,913.27	50.70	£2.54	105,556.57	9.26	17,984.05	1.58
Stacey Primary School	1,468.64			Oct 2022	262,684.85	£13,134.24	178.86	£8.94	47,950.49	32.65	8,169.50	5.56
The Bishop Of Llandaff High School	10,901.92			Oct 2022	239,906.92	£11,995.35	22.01	£1.10	43,792.61	4.02	7,461.11	0.68
The Court Special School	1,022.94			Oct 2022	139,044.97	£6,952.25	135.93	£6.80	25,381.27	24.81	4,324.30	4.23
The Hollies Special School	3,703.50			Oct 2022	343,774.57	£17,188.73	92.82	£4.64	62,752.61	16.94	10,691.39	2.89
Thornhill Primary School v3	2,076.82			Oct 2022	161,390.18	£8,069.51	77.71	£3.89	29,460.16	14.19	5,019.23	2.42

Building Name	Area Served m ²	K2n RAG	K2n RAG Detail	Year to Month	Annual Consumption kWh	Annual Cost	Annual Consumption kWh/m ²	Annual Cost m ²	Scope 1 Emissions kgCO ₂ e	Scope 1 Emissions kgCO ₂ e/m ²	Scope 3 Supply Emissions kgCO ₂ e	Scope 3 Supply Emissions kgCO ₂ e/m ²
Ton Yr Ywen Primary School	3,208.10			Jun 2022	306,575.54	£15,328.78	95.56	£4.78	55,962.30	17.44	9,534.50	2.97
Tongwynlais Primary School	1,302.80			Oct 2022	113,789.24	£5,689.46	87.34	£4.37	20,771.09	15.94	3,538.85	2.72
Tredegaville Primary School (Cw)	1,269.00			Oct 2022	143,738.99	£7,186.95	113.27	£5.66	26,238.11	20.68	4,470.28	3.52
Trelai Primary School	2,443.00			Sep 2022	160,164.06	£8,008.20	65.56	£3.28	29,236.35	11.97	4,981.10	2.04
Tremorfa Nursery School	417.46			Oct 2022	35,819.09	£1,790.95	85.80	£4.29	6,538.42	15.66	1,113.97	2.67
Trowbridge Primary School	1,321.20			Oct 2022	124,103.53	£6,205.18	93.93	£4.70	22,653.86	17.15	3,859.62	2.92
Ty Gwyn Special School v3	5,509.80			Oct 2022	1,374,848.43	£68,742.42	249.53	£12.48	250,964.83	45.55	42,757.79	7.76
Whitchurch High School (Lower)	9,277.09			Oct 2022	1,033,763.65	£51,688.18	111.43	£5.57	188,703.22	20.34	32,150.05	3.47
Whitchurch High School (Upper)	10,945.69			Oct 2022	1,095,242.25	£54,762.11	100.06	£5.00	199,925.52	18.27	34,062.03	3.11
Whitchurch Primary School	2,938.50			Oct 2022	241,663.22	£12,083.16	82.24	£4.11	44,113.20	15.01	7,515.73	2.56
Willowbrook Primary School	2,097.30			Oct 2022	200,987.01	£10,049.35	95.83	£4.79	36,688.17	17.49	6,250.70	2.98
Willows High School	8,466.43			Oct 2022	885,361.62	£44,268.08	104.57	£5.23	161,613.91	19.09	27,534.75	3.25
Windsor Clive Primary School	4,214.30			Oct 2022	323,547.56	£16,177.38	76.77	£3.84	59,060.37	14.01	10,062.33	2.39
Woodlands High Special School	1,770.40			Oct 2022	128,594.46	£6,429.72	72.64	£3.63	23,473.63	13.26	3,999.29	2.26
Ysgol Bro Eirwg	2,063.60			Apr 2021	188,010.79	£9,400.54	91.11	£4.56	34,436.06	16.69	5,894.14	2.86
Ysgol Glan Ceubal												
Ysgol Glan Morfa	1,311.80			Apr 2022	498.44	£24.92	0.38	£0.02	90.99	0.07	15.50	0.01
Ysgol Gyfun Gymraeg Bro Edern	7,890.16			Oct 2022	723,538.68	£36,176.93	91.70	£4.59	132,074.75	16.74	22,502.05	2.85
Ysgol Gyfun Gymraeg Glantaf	12,196.03			Oct 2022	646,604.33	£32,330.22	53.02	£2.65	118,031.15	9.68	20,109.39	1.65
Ysgol Gyfun Gymraeg Plasmawr v3	10,594.50			Oct 2022	970,357.96	£48,517.90	91.59	£4.58	177,129.14	16.72	30,178.13	2.85
Ysgol Gymraeg Coed Y Gof												
Ysgol Gymraeg Melin Gruffydd	1,414.10			Oct 2022	250,080.41	£12,504.02	176.85	£8.84	45,649.68	32.28	7,777.50	5.50
Ysgol Gymraeg Nant Caerau v3	1,334.50			Oct 2022	215,696.10	£10,784.80	161.63	£8.08	39,373.17	29.50	6,708.15	5.03
Ysgol Gymraeg Pwll Coch	2,446.41			Sep 2022	16,842.82	£842.14	6.88	£0.34	3,074.49	1.26	523.81	0.21
Ysgol Gymraeg Treganna v3	3,277.60			Oct 2022	278,417.10	£13,920.85	84.95	£4.25	50,822.26	15.51	8,658.77	2.64

Building Name	Area Served m ²	K2n RAG	K2n RAG Detail	Year to Month	Annual Consumption kWh	Annual Cost	Annual Consumption kWh/m ²	Annual Cost m ²	Scope 1 Emissions kgCO ₂ e	Scope 1 Emissions kgCO ₂ e/m ²	Scope 3 Supply Emissions kgCO ₂ e	Scope 3 Supply Emissions kgCO ₂ e/m ²
Ysgol Gynradd Gwaelod Y Garth	1,216.20			Oct 2022	123,965.96	£6,198.30	101.93	£5.10	22,628.75	18.61	3,855.34	3.17
Ysgol Gynradd Gymraeg Hamadryad				Mar 2018	10,815.48	£540.77			1,989.62		276.55	
Ysgol Mynydd Bychan	996.50			Oct 2022	92,115.71	£4,605.79	92.44	£4.62	16,814.80	16.87	2,864.80	2.87
Ysgol Pen Y Groes												
Ysgol Pen Y Pili v3	1,271.70			Oct 2022	291,669.87	£14,583.49	229.35	£11.47	53,241.42	41.87	9,070.93	7.13
Ysgol Pencae	1,079.81			Oct 2022	121,712.70	£6,085.64	112.72	£5.64	22,217.44	20.58	3,785.27	3.51
Ysgol Y Berllan Deg	2,041.50			Oct 2022	154,397.42	£7,719.87	75.63	£3.78	28,183.71	13.81	4,801.76	2.35
Ysgol Y Wern Primary School	3,111.10			Oct 2022	251,434.61	£12,571.73	80.82	£4.04	45,896.87	14.75	7,819.62	2.51

	Total for Gas											
	Area Served m ²				Annual Consumption kWh	Annual Cost			Scope 1 Emissions kgCO ₂ e		Scope 3 Supply Emissions kgCO ₂ e	
Total	376,359.50				34,169,421.95	£1,708,470.81			6,237,418.21		1,062,656.22	

All					
No date range specified	Total for All Utilities				
Building Name	Annual Calculated Cost	Scope 1 Emissions kgCO2e	Scope 2 Emissions kgCO2e	Scope 3 Emissions kgCO2e	Total Emissions kgCO2e
Adamsdown Primary School v2	£19,809.42	37,446.35	14,209.56	7,679.73	59,335.64
Albany Primary School	£19,751.50	42,888.47	11,905.97	8,396.20	63,190.64
All Saints Primary School (Cw)	£10,097.51	20,080.50	6,838.52	4,046.76	30,965.78
Allensbank Primary School	£23,155.56	45,646.22	15,845.98	9,226.47	70,718.67
Baden Powell Primary School	£9,916.83	1,516.39	14,133.81	1,551.28	17,201.48
Birchgrove Primary School	£15,599.94	26,640.76	12,350.58	5,668.69	44,660.03
Bishop Childs Primary School (Cw)	£9,990.33	16,774.02	8,026.33	3,592.08	28,392.44
Bryn Celyn Primary School	£19,793.86	28,588.23	17,795.70	6,498.59	52,882.52
Bryn Deri Primary School	£10,782.36	16,666.27	9,248.41	3,685.52	29,600.21
Bryn Hafod Primary School	£22,072.81	45,471.21	14,306.66	9,055.84	68,833.71
Bryn-Y-Deryn Pupil Referral Unit	£23,054.55	36,445.32	19,444.68	7,988.08	63,878.08
Cantonian High School	£84,694.93	99,902.99	85,280.94	24,822.16	210,006.08
Cardiff High School v3	£112,282.11	187,506.80	90,623.28	40,236.24	318,366.32
Cardiff West Community High School	£8,358.61		12,433.75	1,137.41	13,571.16
Cathays High School	£65,944.01	85,562.44	63,231.36	20,361.86	169,155.65
Christ The King Primary School (Rc)	£9,939.42	20,155.01	6,572.99	4,035.17	30,763.18
Coed Glas Primary School	£25,400.06	55,266.68	15,264.85	10,812.38	81,343.92
Corpus Christi High School (Rc)	£59,057.31	118,261.73	39,663.63	23,777.02	181,702.38
Coryton Primary School	£7,254.24	12,342.25	5,762.05	2,629.89	20,734.19
Creigiau Primary School	£16,832.04	19,320.60	17,166.02	4,862.03	41,348.65
Danescourt Primary School	£16,266.50	30,587.54	11,733.98	6,284.71	48,606.23
Eastern High School	£85,251.66	102,250.02	124,646.81	28,046.09	254,942.92
Ely and Caerau Children's Centre	£22,107.12	37,409.30	17,642.56	7,987.46	63,039.32
Fairwater Primary School v3	£20,047.40	29,424.61	17,832.05	6,644.42	53,901.08
Fitzalan High School	£200,114.90	296,563.75	176,842.08	66,703.78	540,109.62

Building Name	Annual Calculated Cost	Scope 1 Emissions kgCO2e	Scope 2 Emissions kgCO2e	Scope 3 Emissions kgCO2e	Total Emissions kgCO2e
Gabalfa Primary School	£330.30	206.20	538.37	80.84	825.40
Gladstone Primary School	£19,368.78	25,747.92	18,320.89	6,062.72	50,131.52
Glan-Yr-Afon Primary School	£26,879.58	27,491.02	28,783.27	7,316.78	63,591.07
Glyncoed Primary School	£14,561.44	25,053.62	11,452.47	5,316.12	41,822.21
Grangetown Nursery School	£3,698.10	3,486.76	4,080.36	967.32	8,534.44
Grangetown Primary School	£21,456.56	47,635.55	12,508.09	9,260.06	69,403.70
Greenhill Special School	£16,645.02	25,265.07	14,465.71	5,627.79	45,358.58
Greenway Primary School	£18,017.62	38,443.33	11,137.97	7,568.61	57,149.90
Hawthorn Primary School	£12,178.30	23,359.90	8,597.58	4,766.40	36,723.88
Herbert Thompson Primary School v3	£34,124.44	53,700.76	28,880.74	11,791.14	94,372.65
Holy Family Primary School (Rc)	£12,976.24	27,095.90	8,262.28	5,372.24	40,730.42
Howardian Primary School	£8,870.85		13,195.73	1,207.12	14,402.85
Hywel Dda Primary School	£16,189.04	33,236.95	10,539.24	6,626.81	50,402.99
Kitchener Primary School	£28,745.25	76,381.80	11,637.48	14,078.02	102,097.29
Lakeside Primary School	£29,400.30	56,983.23	20,515.95	11,585.20	89,084.38
Lansdowne Primary School	£24,306.39	58,410.38	12,357.06	11,081.99	81,849.42
Llandaff Primary School (Cw)	£17,499.84	30,375.83	13,654.88	6,424.36	50,455.07
Llanedeyrn Primary School	£34,936.44	94,221.18	13,578.37	17,294.92	125,094.47
Llanishen Fach Primary School	£21,397.90	19,646.50	23,825.13	5,526.72	48,998.34
Llanishen High School	£144,127.74	249,422.91	112,766.82	52,810.76	415,000.49
Llysfaen Primary School	£13,406.76	20,987.37	11,391.65	4,617.78	36,996.81
Marlborough Primary School	£19,499.69	27,353.27	17,861.29	6,294.19	51,508.75
Mary Immaculate High School (Rc)	£45,151.93	82,937.99	33,371.70	17,183.22	133,492.91
Meadowbank Special School	£12,214.80	22,449.08	9,022.99	4,650.13	36,122.20
Meadowlane Primary School	£18,159.68	49,064.75	7,021.52	9,001.65	65,087.92
Millbank Primary School	£15,972.98	27,502.85	12,554.24	5,834.19	45,891.28
Moorland Primary School	£12,534.50	9,108.12	14,934.40	2,917.95	26,960.48

Building Name	Annual Calculated Cost	Scope 1 Emissions kgCO2e	Scope 2 Emissions kgCO2e	Scope 3 Emissions kgCO2e	Total Emissions kgCO2e
Mount Stuart Primary School	£27,014.57	46,747.15	21,137.83	9,898.13	77,783.11
Ninian Park Primary School	£23,207.66	28,048.09	23,093.94	6,891.24	58,033.27
Oakfield Primary School	£24,176.76	53,092.24	14,331.14	10,356.50	77,779.87
Pen Y Bryn Primary School	£17,716.79	39,472.59	10,271.08	7,664.67	57,408.34
Pencaerau Primary School	£17,311.52	27,840.55	14,407.76	6,061.29	48,309.60
Pentrebane Primary School	£25,147.03	39,532.78	21,299.33	8,683.76	69,515.87
Pentyrch Primary School	£15,576.40	11,081.37	18,655.34	3,594.52	33,331.23
Peter Lea Primary School	£17,871.03	40,358.76	10,139.45	7,803.60	58,301.81
Pontprennau Primary School	£20,815.72	27,323.60	19,831.04	6,469.32	53,623.96
Radnor Primary School	£15,911.13	25,429.98	13,306.83	5,549.88	44,286.69
Radyr Comp School	£120,368.19	229,057.83	85,721.45	46,867.03	361,646.31
Radyr Primary School	£16,759.57	22,173.37	15,895.84	5,231.88	43,301.09
Rhiwbina Primary School	£13,733.42	17,667.54	13,230.25	4,220.36	35,118.15
Rhydypenau Primary School	£20,621.33	45,133.20	12,285.25	8,813.34	66,231.78
Riverbank Special School	£11,677.96		17,371.42	1,589.10	18,960.52
Roath Park Primary School	£16,509.65	36,312.39	9,763.05	7,079.78	53,155.22
Rumney Primary School	£28,751.40	64,382.71	16,535.73	12,481.77	93,400.20
Severn Primary School	£61,109.90	157,466.18	26,742.86	29,274.46	213,483.51
Springwood Primary School	£20,759.06	47,781.38	11,411.12	9,184.55	68,377.05
St Alban's Primary School (Rc)	£11,150.30	14,196.83	10,801.92	3,406.90	28,405.65
St Bernadette's Primary School (Rc)	£12,102.01	16,876.86	11,125.64	3,893.12	31,895.62
St Cadoc's Primary School (Rc)	£19,974.43	37,082.10	14,603.43	7,653.70	59,339.22
St Cuthberts Primary School (Rc)	£10,023.50	15,063.83	8,772.50	3,368.97	27,205.29
St Davids Primary School (Cw)	£13,443.89	19,925.76	11,879.44	4,481.53	36,286.73
St Fagan's C.W. Primary School v3	£10,948.00	22,458.14	7,134.87	4,478.96	34,071.98
St Francis Primary School (Rc)	£28,055.69	66,010.49	14,837.58	12,603.76	93,451.82
St Illtyds High School (Rc)	£42,013.56	75,351.92	31,794.23	15,746.45	122,892.61

Building Name	Annual Calculated Cost	Scope 1 Emissions kgCO2e	Scope 2 Emissions kgCO2e	Scope 3 Emissions kgCO2e	Total Emissions kgCO2e
St John Lloyd Primary School (Rc)	£18,902.02	34,066.93	14,236.72	7,106.45	55,410.11
St Joseph's Primary School (Rc)	£15,769.48	30,860.99	10,883.23	6,253.47	47,997.70
St Mary The Virgin C.W. Primary School v2	£15,902.77	18,776.43	16,005.42	4,663.15	39,445.01
St Marys Primary School (Rc)	£16,808.48	38,782.23	9,201.23	7,449.18	55,432.63
St Mellons Cw Primary School	£5,252.74	8,082.09	4,520.57	1,790.51	14,393.17
St Monicas Primary School (Cw)					
St Patricks Primary School (Rc)	£9,653.87	13,995.86	8,657.81	3,176.52	25,830.19
St Pauls Primary School (Cw)	£11,445.29		17,025.31	1,557.44	18,582.75
St Peter's Primary School (Rc)	£24,616.27	37,665.09	21,270.79	8,362.95	67,298.83
St Philip Evans Primary School (Rc)	£16,844.18	28,544.26	13,425.85	6,091.36	48,061.47
St Teilo's Secondary School v3	£138,575.08	105,556.57	163,126.16	32,906.50	301,589.23
Stacey Primary School	£20,631.12	47,950.49	11,151.89	9,189.65	68,292.03
The Bishop Of Llandaff High School	£65,038.36	43,792.61	78,903.53	14,679.04	137,375.17
The Court Special School	£12,936.37	25,381.27	8,901.62	5,138.60	39,421.49
The Hollies Special School	£27,262.33	62,752.61	14,984.86	12,062.17	89,799.65
Thornhill Primary School v3	£12,382.25	29,460.16	6,415.37	5,606.10	41,481.64
Ton Yr Ywen Primary School	£28,161.37	55,962.30	19,088.98	11,280.72	86,332.00
Tongwynlais Primary School	£10,508.64	20,771.09	7,168.71	4,194.62	32,134.42
Tredegaville Primary School (Cw)	£14,508.15	26,238.11	10,890.58	5,466.53	42,595.22
Trelai Primary School	£18,638.71	29,236.35	15,813.28	6,427.67	51,477.30
Tremorfa Nursery School	£4,341.10	6,538.42	3,793.43	1,460.99	11,792.84
Trowbridge Primary School	£14,815.50	22,653.86	12,808.19	5,031.29	40,493.34
Ty Gwyn Special School v3	£108,724.65	250,964.83	59,475.11	48,198.45	358,638.39
Whitchurch High School (Lower)	£109,371.95	188,703.22	85,806.82	39,999.48	314,509.51
Whitchurch High School (Upper)	£112,539.30	199,925.52	85,945.79	41,924.18	327,795.48
Whitchurch Primary School	£29,384.03	44,113.20	25,735.70	9,869.97	79,718.88
Willowbrook Primary School	£18,758.53	36,688.17	12,955.24	7,435.81	57,079.22

Building Name	Annual Calculated Cost	Scope 1 Emissions kgCO2e	Scope 2 Emissions kgCO2e	Scope 3 Emissions kgCO2e	Total Emissions kgCO2e
Willows High School	£92,808.57	161,613.91	72,205.85	34,139.99	267,959.75
Windsor Clive Primary School	£28,768.88	59,060.37	18,730.34	11,775.74	89,566.45
Woodlands High Special School	£18,271.40	23,473.63	17,614.95	5,610.67	46,699.24
Ysgol Bro Eirwg	£18,306.70	34,436.06	13,248.26	7,106.06	54,790.38
Ysgol Glan Ceubal	£12,898.99		19,187.75	1,755.26	20,943.00
Ysgol Glan Morfa	£8,472.81	90.99	12,566.56	1,165.06	13,822.61
Ysgol Gyfun Gymraeg Bro Edern	£64,512.51	132,074.75	42,150.26	26,357.87	200,582.88
Ysgol Gyfun Gymraeg Glantaf	£91,678.92	118,031.15	88,283.47	28,185.38	234,500.01
Ysgol Gyfun Gymraeg Plasmawr v3	£89,604.44	177,129.14	61,117.81	35,769.06	274,016.01
Ysgol Gymraeg Coed Y Gof					
Ysgol Gymraeg Melin Gruffydd	£27,644.78	45,649.68	22,522.47	9,837.81	78,009.95
Ysgol Gymraeg Nant Caerau v3	£30,967.61	39,373.17	30,022.70	9,454.56	78,850.43
Ysgol Gymraeg Pwll Coch	£10,214.76	3,074.49	13,942.13	1,799.21	18,815.83
Ysgol Gymraeg Treganna v3	£35,132.67	50,822.26	31,553.39	11,545.21	93,920.85
Ysgol Gynradd Gwaelod Y Garth	£13,536.82	22,628.75	10,916.33	4,853.94	38,399.02
Ysgol Gynradd Gymraeg Hamadryad	£8,395.48	1,989.62	11,684.17	1,345.40	15,019.19
Ysgol Mynydd Bychan	£8,187.36	16,814.80	5,327.74	3,352.17	25,494.71
Ysgol Pen Y Groes					
Ysgol Pen Y Pîl v3	£24,707.56	53,241.42	15,059.95	10,448.59	78,749.95
Ysgol Pencae	£11,144.59	22,217.44	7,525.39	4,473.67	34,216.50
Ysgol Y Berllan Deg	£16,414.01	28,183.71	12,932.87	5,984.83	47,101.40
Ysgol Y Wern Primary School	£28,998.96	45,896.87	24,436.14	10,054.98	80,388.00
	Grand Total for All Utilities				
	Annual Calculated Cost	Scope 1 Emissions kgCO2e	Scope 2 Emissions kgCO2e	Scope 3 Emissions kgCO2e	Total Emissions kgCO2e
Total	£3,745,416.23	6,237,418.21	3,069,659.74	1,342,681.71	10,649,759.66

Cardiff High School Monthly Report

Overview

Page
25

Notes

This section shows the measured and target energy consumption for each utility.

K2n targets for a building are based on its unique spaces, activities and building services.

The "change in consumption over year to specified data month" section in the report month shows the following:

- % consumption increase over the year to the month shown (negative = decrease).
- value of the increase/decrease.

Cardiff High School v3 Annual Consumption

Year to end of Nov 22

Utility*1	Data Month*2	Annual Consumption*3	Derived from K2n "good" benchmarks		Change in consumption over year to specified data month	
			Target	Potential Savings*4	Percent Change*5	Consumption Change
Electricity	Nov 2022	468,628 kWh	463,628 kWh	5,000 kWh	8.52%	36,799 kWh
Gas	Oct 2022	1,027,209 kWh	1,052,546 kWh	-25,337 kWh	-13.39%	-158,760 kWh
Overall	N/A	1,495,837 kWh	1,516,175 kWh	-20,337 kWh	-7.54%	-121,961 kWh

*1 Overall figures include latest available data months for each utility type. N/A is shown if months are not the same for all utilities.

*2 Latest available month's data, highlighted in orange if no data available for reporting month.

*3 Annual consumption, highlighted in green if less than K2n benchmark target and in orange if greater than K2n benchmark target.

*4 Potential savings relative to the K2n "good" target. A negative value indicates performance is better than the "good" K2n benchmark. Further savings may still be possible.

*5 Percentage change since the previous year, highlighted in green if a decrease and orange if an increase.

Cardiff High School v3 Annual Kg of CO₂

Year to end of Nov 22

Utility* ¹	Data Month* ²	Annual Emissions* ³	Derived from K ² n "good" benchmarks		Change in emissions over year to specified data month	
			Target	Potential Savings* ⁴	Percent Change* ⁵	Emissions Change
Electricity	Nov 2022	108,309 kgCO ₂	107,154 kgCO ₂	1,156 kgCO ₂	7.57%	7,626 kgCO ₂
Gas	Oct 2022	220,347 kgCO ₂	225,782 kgCO ₂	-5,435 kgCO ₂	-12.70%	-32,055 kgCO ₂
Overall	N/A	328,656 kgCO ₂	332,936 kgCO ₂	-4,280 kgCO ₂	-6.92%	-24,429 kgCO ₂

*¹ Overall figures include latest available data months for each utility type. N/A is shown if months are not the same for all utilities.

*² Latest available month's data, highlighted in orange if no data available for reporting month.

*³ Annual emissions, highlighted in green if less than K²n benchmark target and in orange if greater than K²n benchmark target.

*⁴ Potential savings relative to the K²n "good" target. A negative value indicates performance is better than the "good" K²n benchmark. Further savings may still be possible.

*⁵ Percentage change since the previous year, highlighted in green if a decrease and orange if an increase.

Cardiff High School v3 Annual Costs

Year to end of Nov 22

Utility* ¹	Data Month* ²	Annual Cost* ³	Derived from K ²ⁿ "good" benchmarks		Change in costs over year to specified data month		Unit Costs* ⁶	
			Target	Potential Savings* ⁴	Percent Change* ⁵	Cost Change	Current Year	Previous Year
Electricity	Nov 2022	£60,922	£60,272	£650	8.52%	£4,784	£0.13/kWh	£0.13/kWh
Gas	Oct 2022	£51,360	£52,627	-£1,267	-13.39%	-£7,938	£0.05/kWh	£0.05/kWh
Overall	N/A	£112,282	£112,899	-£617	-2.73%	-£3,154	N/A	N/A

- *¹ Overall figures include latest available data months for each utility type. N/A is shown if months are not the same for all utilities.
- *² Latest available month's data, highlighted in orange if no data available for reporting month.
- *³ Annual costs, highlighted in green if less than K²ⁿ benchmark target and in orange if greater than K²ⁿ benchmark target.
- *⁴ Potential savings relative to the K²ⁿ "good" target. A negative value indicates performance is better than the "good" K²ⁿ benchmark. Further savings may still be possible.
- *⁵ Percentage change since the previous year, highlighted in green if a decrease and orange if an increase.
- *⁶ Unit costs are calculated by pro-rating all unit costs for the year based on the number of months they are chargeable for.

Cardiff High School v3 Energy Ranking : All Buildings

Year to end of Nov 22

Notes

This table shows the current ranking of the school against other Cardiff County Council schools.

The ranking uses the following information to produce this table:

1. Performance of a school's measured utility use against its tailored K2n benchmark ranges for each utility.
2. K2n benchmark ranges for a school are based on its unique spaces, activities and building services.
3. Benchmark ranges unique to a school allows understanding of how it is actually performing relative to its potential.
4. The relative position of a school on these ranges is then used to compare performance between schools.

K2n benchmarks are continually being derived from detailed sub-metered utility measurements across many schools where space areas, activities and servicing arrangements are known in detail.

Page 29

	Electricity		Gas		Overall* ³	
	Current	Change* ¹	Current	Change* ¹	Current	Change* ¹
Ranking	56 of 123	▲ +1	41 of 115	▲ +3	47 of 118	▲ +2
Data Month* ²	Nov 2022		Oct 2022		N/A	

*¹ Change in ranking compared to previous month.

*² Latest available month's data, highlighted in orange if none available for reporting month.

*³ Overall figures include latest available data months for each utility type. N/A is shown if months are not the same for all utilities.

Cardiff High School v3 Energy Ranking in Cluster : Cluster 5

Year to end of Nov 22

Notes

This table shows the current ranking of the school against other Cardiff County Council schools.

The ranking uses the following information to produce this table:

1. Performance of a school's measured utility use against its tailored K2n benchmark ranges for each utility.
2. K2n benchmark ranges for a school are based on its unique spaces, activities and building services.
3. Benchmark ranges unique to a school allows understanding of how it is actually performing relative to its potential.
4. The relative position of a school on these ranges is then used to compare performance between schools.

K2n benchmarks are continually being derived from detailed sub-metered utility measurements across many schools where space areas, activities and servicing arrangements are known in detail.

Page 30

	Electricity		Gas		Overall* ³	
	Current	Change* ¹	Current	Change* ¹	Current	Change* ¹
Ranking	14 of 23	—	6 of 23	▲ +1	11 of 23	—
Data Month* ²	Nov 2022		Oct 2022		N/A	

*¹ Change in ranking compared to previous month.

*² Latest available month's data, highlighted in orange if none available for reporting month.

*³ Overall figures include latest available data months for each utility type. N/A is shown if months are not the same for all utilities.

Cardiff High School v3 Performance Against K2n Benchmarks m2

Year to Nov 2022

Notes

This chart shows the measured:





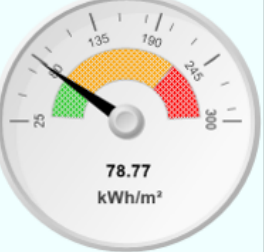

- annual carbon emissions and consumptions per m² on the top row.
- annual utility consumption per m² on the bottom row.

Floor area in m² is obtained from the building internal area floor plans.

Classifications are relative to ranges of measured 'in use' performance recorded by K2n in other buildings.

The K2n procedure produces a partial twin of a building's assets and activities. This means benchmarks are building specific.

Page 31

Annual Figures	Electricity	Gas	Overall ^{*2}
Data Month ^{*1}	Nov 2022	Oct 2022	N/A
Emissions per m² in kg CO₂e Relative performance against the bespoke K2n benchmark ranges created for the building based on services, space areas and activities	 <p>8.31 kg CO₂e/m²</p>	 <p>16.90 kg CO₂e/m²</p>	 <p>25.20 kg CO₂e/m²</p>
Consumption per m² in kWh Relative performance against the bespoke K2n benchmark ranges created for the building based on services, space areas and activities	 <p>35.94 kWh/m²</p>	 <p>78.77 kWh/m²</p>	 <p>114.71 kWh/m²</p>

^{*1} Latest available month's data, highlighted in orange if none available for reporting month.

^{*2} Overall figures include latest available data months for each utility type. N/A is shown if months are not the same for all utilities.

Cardiff High School v3 Performance Against K2n Benchmarks m2

Year to Nov 2022







Annual Figures	Electricity	Gas	Overall ^{*2}
Data Month ^{*1}	Nov 2022	Oct 2022	N/A
<p>Emissions per m² in kg CO₂e</p> <p>Relative performance against the bespoke K2n benchmark ranges created for the building based on services, space areas and activities</p>	<p>8.31 kg CO₂e/m²</p>	<p>16.90 kg CO₂e/m²</p>	<p>25.20 kg CO₂e/m²</p>
<p>Consumption per m² in kWh</p> <p>Relative performance against the bespoke K2n benchmark ranges created for the building based on services, space areas and activities</p>	<p>35.94 kWh/m²</p>	<p>78.77 kWh/m²</p>	<p>114.71 kWh/m²</p>

*1 Latest available month's data, highlighted in orange if none available for reporting month.

*2 Overall figures include latest available data months for each utility type. N/A is shown if months are not the same for all utilities.

Cardiff High School v3 Performance Against K2n Benchmarks m2

Year to Nov 2022

Annual Figures	Electricity	Gas	Overall ^{*2}
Data Month ^{*1}	Nov 2022	Oct 2022	N/A
Emissions per m² in kg CO2e <small>Relative performance against the bespoke K2n benchmark ranges created for the building based on services, space areas and activities</small>	 8.31 kg CO2e/m ²	 16.90 kg CO2e/m ²	 25.20 kg CO2e/m ²
Consumption per m² in kWh <small>Relative performance against the bespoke K2n benchmark ranges created for the building based on services, space areas and activities</small>	 35.94 kWh/m ²	 78.77 kWh/m ²	 114.71 kWh/m ²

*1 Latest available month's data, highlighted in orange if none available for reporting month.

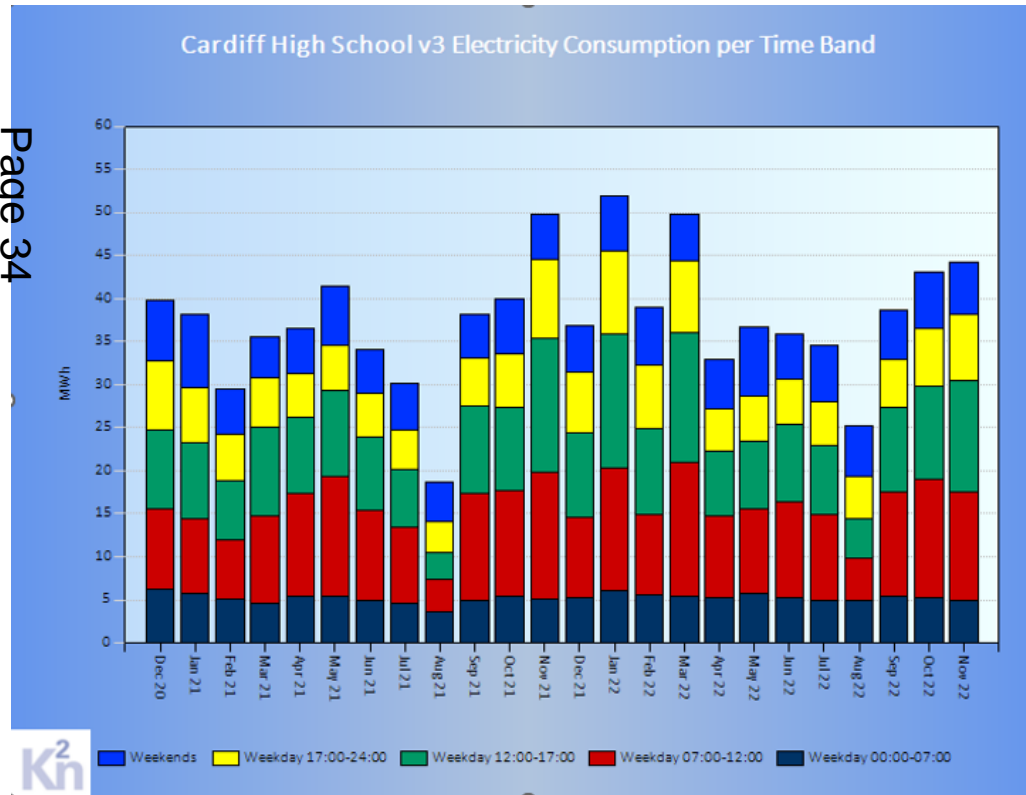
*2 Overall figures include latest available data months for each utility type. N/A is shown if months are not the same for all utilities.

Electricity Consumption

Notes

This chart shows the relative proportions of utility use in 5 different time bands per month over the last 24 months. Its purpose is:

1. To allow a quick insight into when the utility is generally being used in the day for each month.
2. To see relative changes occurring over time.

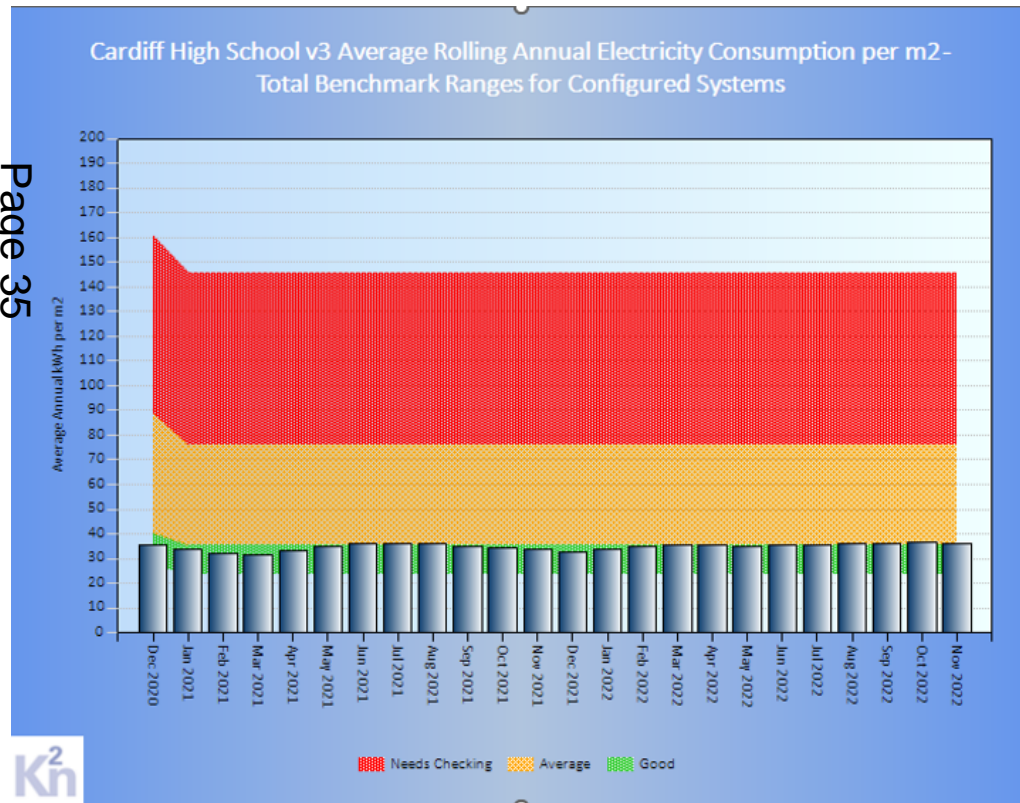


Notes

This chart shows trends in measured annual utility use to the month shown against the potential range of use predicted for the building by K2n.

The potential range of annual use is divided into 3 bands:

- 1) A measured performance in the GREEN band is in the best 25% expected.
- 2) A measured performance in the GOLD band is in the middle 50% expected.
- 3) A measured performance in the RED band is in the worst 25% expected.



Notes

This chart is called a 'carpet plot' as it uses 10 coloured bands to show measured utility use per interval in the month.

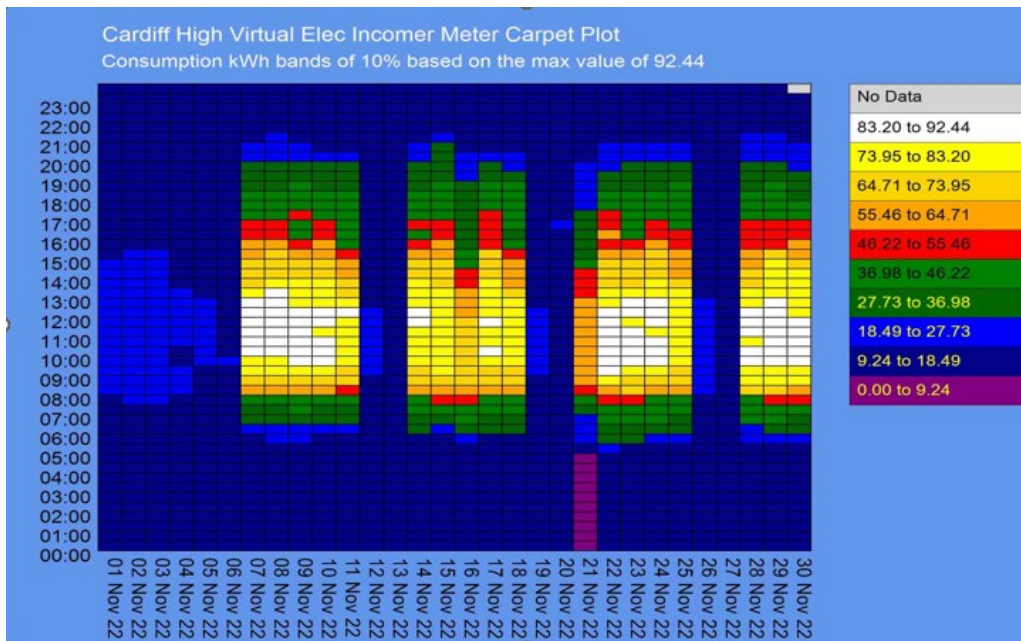
It presents the measured utility use of the meter shown in the title.

The peak use per interval in the month is shown in the sub-title.

Each column shows a day from start at the bottom to end at the top. The day is shown on the X-axis, and the time of day on the Y-axis.

Brighter colours show greater use in an interval.

Page 36



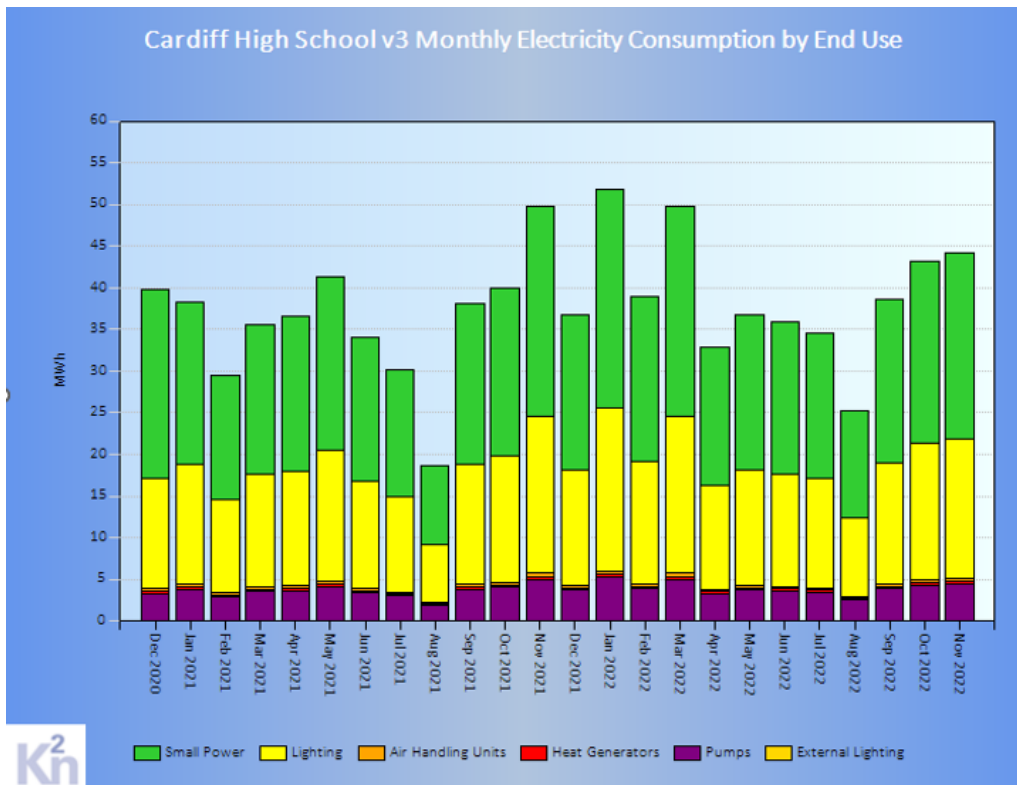
* latest months data is shown if no data available for specified date range.

Notes

This chart shows the measured OR estimated monthly end uses of the utility in the building over the last 24 months.

It uses measured data where available, otherwise these are estimates of how the overall consumption is split by end use.

All estimates are based on K2n's ongoing detailed measurements of end use demand vs systems and activities in other buildings.



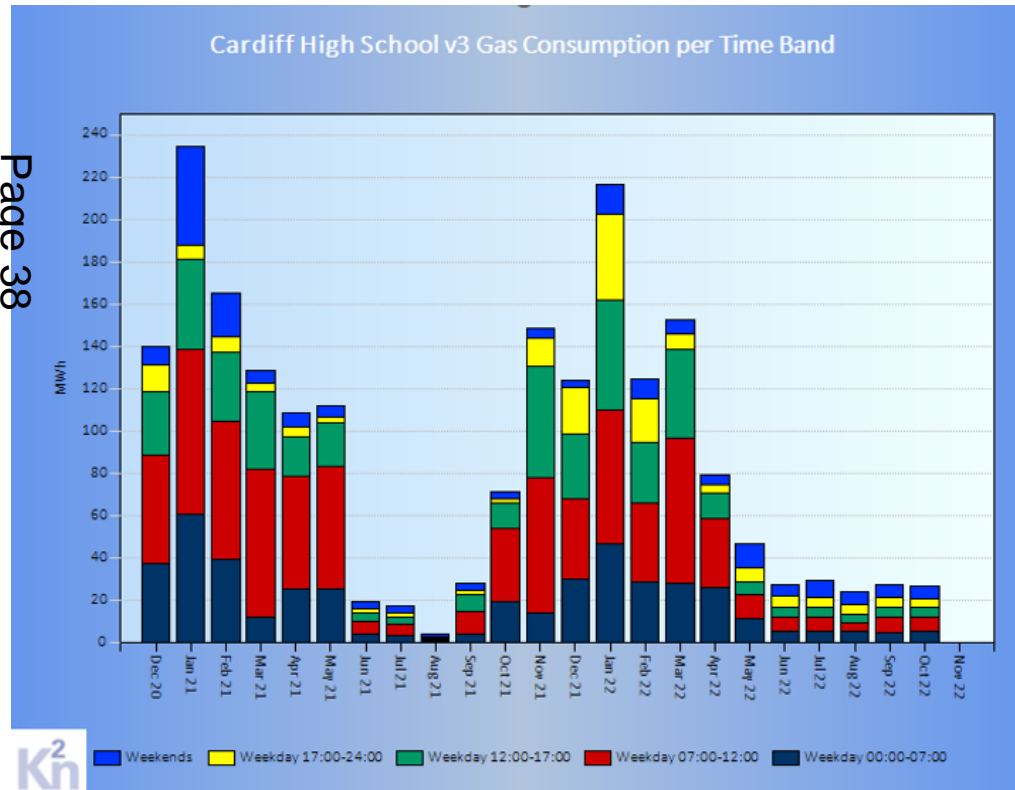
Gas Consumption

Notes

This chart shows the relative proportions of utility use in 5 different time bands per month over the last 24 months. Its purpose is:

1. To allow a quick insight into when the utility is generally being used in the day for each month.
2. To see relative changes occurring over time.

Page 38



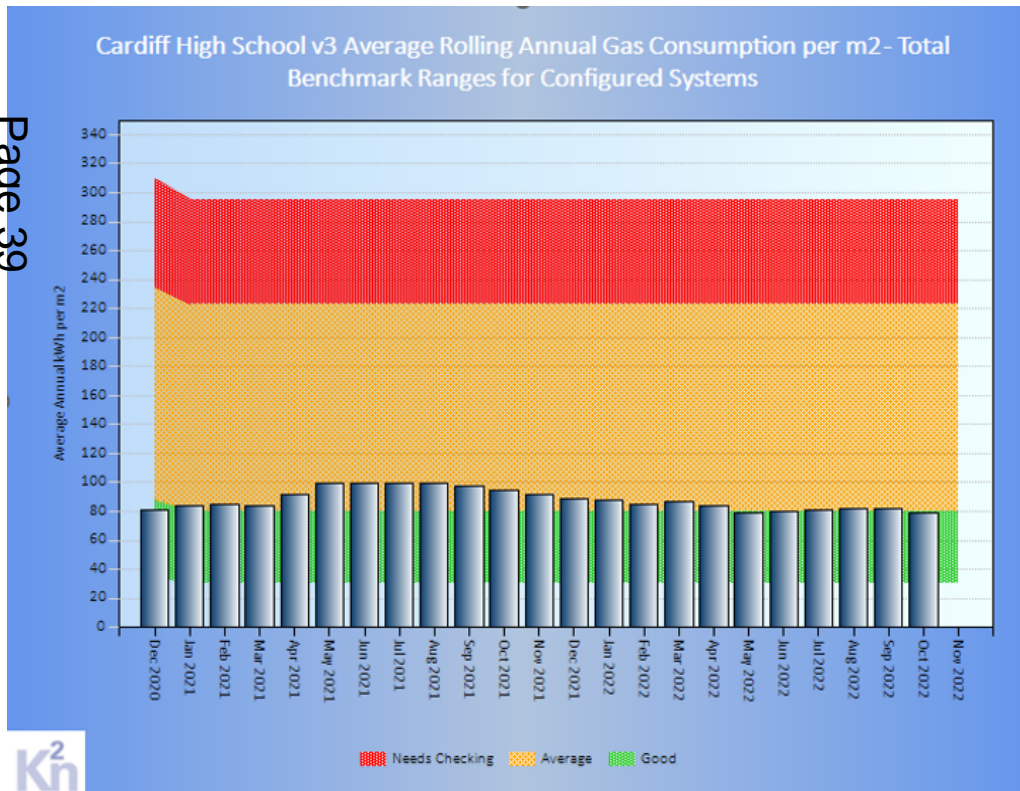
Weekends Weekday 17:00-24:00 Weekday 12:00-17:00 Weekday 07:00-12:00 Weekday 00:00-07:00

Notes

This chart shows trends in measured annual utility use to the month shown against the potential range of use predicted for the building by K2n.

The potential range of annual use is divided into 3 bands:

- 1) A measured performance in the GREEN band is in the best 25% expected.
- 2) A measured performance in the GOLD band is in the middle 50% expected.
- 3) A measured performance in the RED band is in the worst 25% expected.



Notes


This chart is called a 'carpet plot' as it uses 10 coloured bands to show measured utility use per interval in the month.

It presents the measured utility use of the meter shown in the title.

The peak use per interval in the month is shown in the sub-title.

Each column shows a day from start at the bottom to end at the top. The day is shown on the X-axis, and the time of day on the Y-axis.

Brighter colours show greater use in an interval.



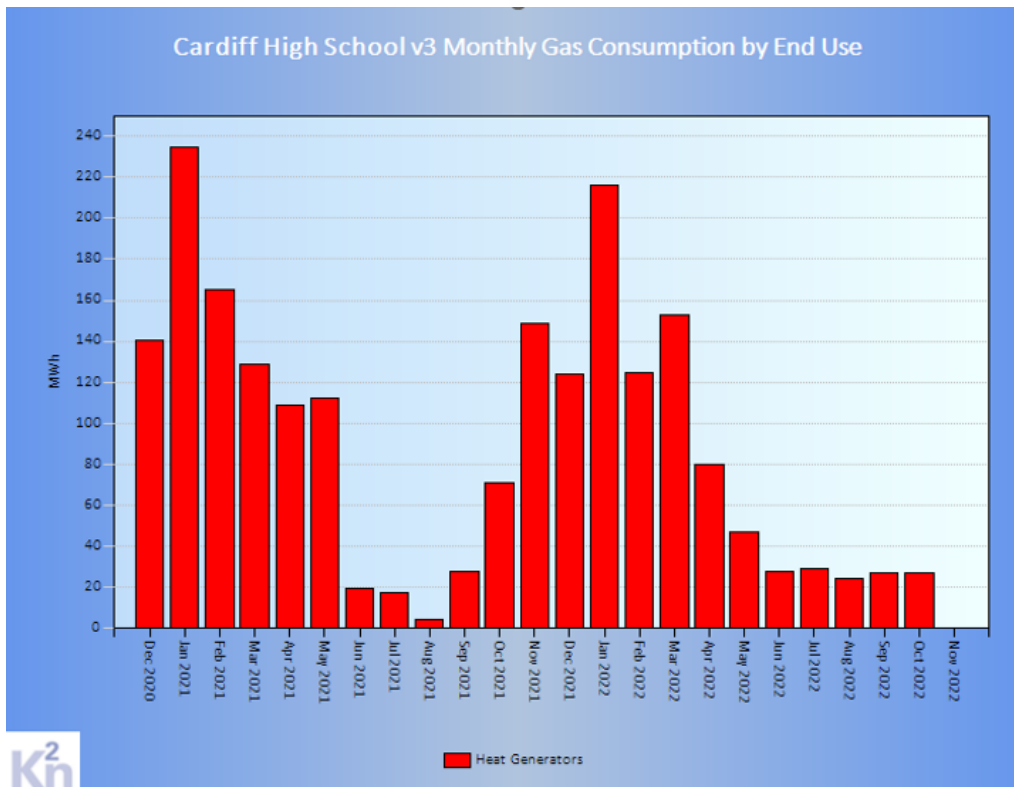
* latest months data is shown if no data available for specified date range.

Notes

This chart shows the measured OR estimated monthly end uses of the utility in the building over the last 24 months.

It uses measured data where available, otherwise these are estimates of how the overall consumption is split by end use.

All estimates are based on K2n's ongoing detailed measurements of end use demand vs systems and activities in other buildings.



Energy Saving Actions

Notes

This section suggests generic actions that can be undertaken in most buildings.

Key to achieving actual operational savings initially are usually down to better control of existing systems and appliances.

Electricity

- * Turn off unused equipment and lighting where able to or place in standby if it can't be turned off.
- * Use provided power saving facilities on all equipment.
- * Discuss significant energy consuming equipment with the energy team.
- * Ensure energy efficiency is considered when purchasing new equipment.

Gas

TRV'S on radiators can take up to 30 minutes to control the air temperature, so be patient.

A TRV setting of "2" for cooler spaces; a setting of "4" for warmer spaces.

Do not leave windows open overnight or use windows to control air temperature.

- * Let facilities know locations of overheated or underheated rooms.
- * Optimise heating controls - BMS systems - is heating coming on too early or going off too late?

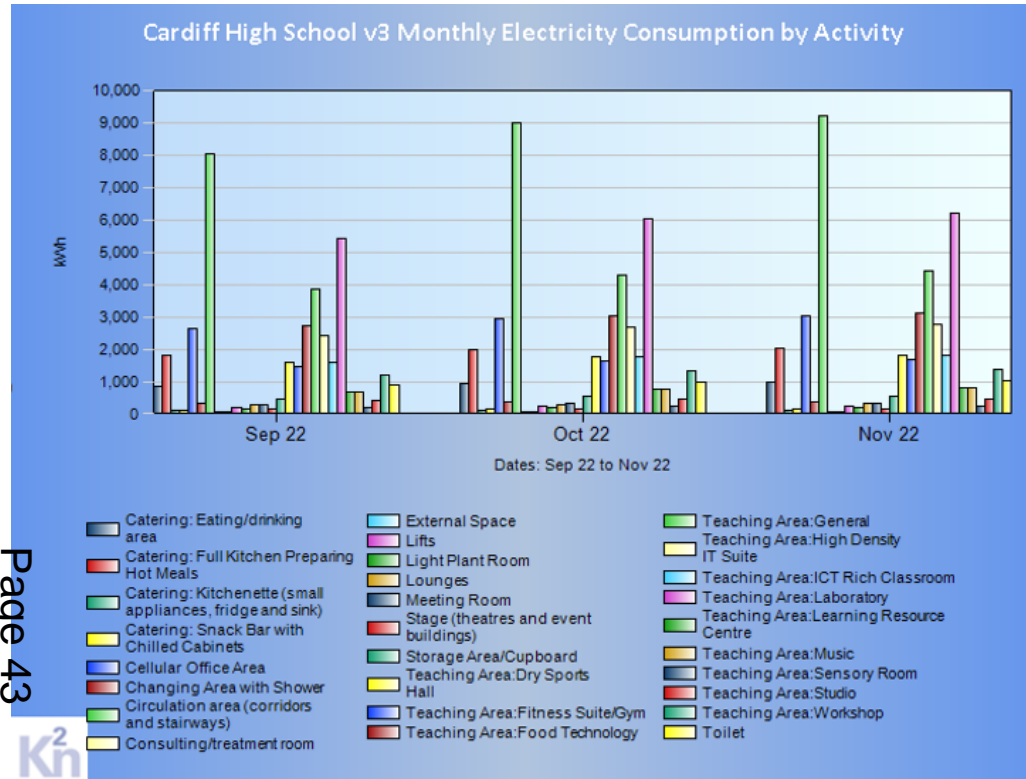
Water

- * Check whether process water use procedures could be improved.
- * Report any leaks, dripping taps or continuously filling cisterns.
- * Discuss with facilities whether process water systems could be replaced by more efficient ones.

Control

* Check the carpet plots and other charts above to see when utilities are being used the most and when they are being consumed at unexpected times. You should then see whether or not it is possible to reduce or eliminate these uses.

Monthly end use by activity notes



Appendix 4: Individual school K2N Example: electricity

Space	Activity	Electricity							
		Floor Area Served m2	Unit Cost kWh	Consumption for Month kWh	Cost for Month	Consumption Year to Month kWh	Cost Year to Month	Consumption Year to Month per m2 kWh	Cost Year to Month per m2
1000 Lift	Lifts	4.39	£0.13	37.28	£4.85	395.04	£51.36	89.99	£11.70
1001 - Economics Seminar Room	Teaching Area:General	57.48	£0.13	91.53	£11.90	969.94	£126.09	16.87	£2.19
1001 - General Teaching	Teaching Area:General	57.48	£0.13	81.60	£10.61	834.56	£108.49	14.52	£1.89
1002 - Store	Storage Area/Cupboard	1.37	£0.13	1.18	£0.15	12.55	£1.63	9.16	£1.19
1003 - Corridor	Circulation area (corridors and stairways)	10.52	£0.13	47.98	£6.24	508.46	£66.10	48.33	£6.28
1004 - IT	Teaching Area:High Density IT Suite	68.63	£0.13	326.27	£42.42	3,457.41	£449.46	50.38	£6.55
1005 - Lobby	Circulation area (corridors and stairways)	16.13	£0.13	73.57	£9.56	779.60	£101.35	48.33	£6.28
1006 - Stairs	Circulation area (corridors and stairways)	14.58	£0.13	66.50	£8.65	704.69	£91.61	48.33	£6.28
1007 - Library	Teaching Area:Learning Resource Centre	194.54	£0.13	631.87	£82.14	6,695.68	£870.44	34.42	£4.47
1008 - Store	Storage Area/Cupboard	1.08	£0.13	0.93	£0.12	9.90	£1.29	9.16	£1.19
1009 - Staff and Admin. spaces	Cellular Office Area	7.2	£0.13	23.39	£3.04	247.81	£32.22	34.42	£4.47
1010 - Laboratory	Teaching Area:Laboratory	88.26	£0.13	439.98	£57.20	4,662.28	£606.10	52.82	£6.87
1011 - Lab Technician	Cellular Office Area	13.72	£0.13	44.56	£5.79	472.21	£61.39	34.42	£4.47
1012 - Store	Storage Area/Cupboard	3.44	£0.13	2.97	£0.39	31.52	£4.10	9.16	£1.19
1013 - Laboratory	Teaching Area:Laboratory	90.93	£0.13	453.29	£58.93	4,803.32	£624.43	52.82	£6.87
1014 - Corridor	Circulation area (corridors and stairways)	23.09	£0.13	105.32	£13.69	1,116.00	£145.08	48.33	£6.28
1015 - Office	Cellular Office Area	16.71	£0.13	54.27	£7.06	575.12	£74.77	34.42	£4.47
1016 - Office	Cellular Office Area	13.97	£0.13	45.37	£5.90	480.82	£62.51	34.42	£4.47
1017 - Office	Cellular Office Area	13.13	£0.13	42.65	£5.54	451.91	£58.75	34.42	£4.47
1018 - Classroom	Teaching Area:General	47.14	£0.13	75.07	£9.76	795.46	£103.41	16.87	£2.19
1018a - Store	Storage Area/Cupboard	8.02	£0.13	6.93	£0.90	73.48	£9.55	9.16	£1.19
1019 - Corridor	Circulation area (corridors and stairways)	33.46	£0.13	152.61	£19.84	1,617.20	£210.24	48.33	£6.28
1020 - Office	Cellular Office Area	17.75	£0.13	57.65	£7.49	610.92	£79.42	34.42	£4.47
1021 - Office	Cellular Office Area	8.03	£0.13	26.08	£3.39	276.38	£35.93	34.42	£4.47
1022 - Circulation	Circulation area (corridors and stairways)	12.55	£0.13	57.24	£7.44	606.57	£78.85	48.33	£6.28
1023 - Stairs	Circulation area (corridors and stairways)	11.63	£0.13	53.05	£6.90	562.11	£73.07	48.33	£6.28
1024 - Lobby	Circulation area (corridors and stairways)	0.81	£0.13	3.69	£0.48	39.15	£5.09	48.33	£6.28

Space	Activity	Floor Area Served m2	Unit Cost kWh	Consumption for Month kWh	Cost for Month	Consumption Year to Month kWh	Cost Year to Month	Consumption Year to Month per m2 kWh	Cost Year to Month per m2
1025 - WC	Toilet	8.26	£0.13	22.38	£2.91	237.12	£30.82	28.71	£3.73
1026 - General Teaching	Teaching Area:General	46.9	£0.13	66.58	£8.66	680.94	£88.52	14.52	£1.89
1026 - Office	Cellular Office Area	46.9	£0.13	152.33	£19.80	1,614.20	£209.85	34.42	£4.47
1027 - Store	Storage Area/Cupboard	0.84	£0.13	0.73	£0.09	7.70	£1.00	9.16	£1.19
1028 - Student Advice Office	Cellular Office Area	16.68	£0.13	54.18	£7.04	574.09	£74.63	34.42	£4.47
1029 - Classroom	Teaching Area:General	45.3	£0.13	72.14	£9.38	764.41	£99.37	16.87	£2.19
1029 - Staff and Admin. spaces	Cellular Office Area	88.85	£0.13	257.27	£33.45	2,631.21	£342.06	29.61	£3.85
1029a - Classroom	Teaching Area:General	42.7	£0.13	68.00	£8.84	720.53	£93.67	16.87	£2.19
1030 - Corridor	Circulation area (corridors and stairways)	15.84	£0.13	72.25	£9.39	765.59	£99.53	48.33	£6.28
1031 - Classroom	Teaching Area:General	48	£0.13	76.44	£9.94	809.97	£105.30	16.87	£2.19
1032 - Stairs	Circulation area (corridors and stairways)	13.36	£0.13	60.94	£7.92	645.72	£83.94	48.33	£6.28
1033 - Corridor	Circulation area (corridors and stairways)	30.37	£0.13	138.52	£18.01	1,467.86	£190.82	48.33	£6.28
1034 - Corridor	Circulation area (corridors and stairways)	5.32	£0.13	24.27	£3.15	257.13	£33.43	48.33	£6.28
1035 - Classroom	Teaching Area:General	52.65	£0.13	83.84	£10.90	888.43	£115.50	16.87	£2.19
1036 - Classroom	Teaching Area:General	52.72	£0.13	83.95	£10.91	889.62	£115.65	16.87	£2.19
1037 - Store	Storage Area/Cupboard	1.77	£0.13	1.53	£0.20	16.22	£2.11	9.16	£1.19
1038 - Classroom	Teaching Area:General	9.08	£0.13	14.46	£1.88	153.22	£19.92	16.87	£2.19
1039 - Classroom	Teaching Area:General	9.3	£0.13	14.81	£1.93	156.93	£20.40	16.87	£2.19
1040 - Corridor	Circulation area (corridors and stairways)	41.83	£0.13	190.79	£24.80	2,021.75	£262.83	48.33	£6.28
1041 - Store	Storage Area/Cupboard	19.49	£0.13	16.85	£2.19	178.57	£23.21	9.16	£1.19
1042 - Stairs	Circulation area (corridors and stairways)	11.78	£0.13	53.73	£6.98	569.36	£74.02	48.33	£6.28
1043 - Classroom	Teaching Area:General	43.1	£0.13	68.63	£8.92	727.28	£94.55	16.87	£2.19
1044 - Store	Storage Area/Cupboard	21.3	£0.13	18.42	£2.39	195.16	£25.37	9.16	£1.19
1045 - Office	Cellular Office Area	9.46	£0.13	30.73	£3.99	325.59	£42.33	34.42	£4.47
1046 - Office	Cellular Office Area	12.1	£0.13	39.30	£5.11	416.46	£54.14	34.42	£4.47
1047 - Office	Cellular Office Area	11.32	£0.13	36.77	£4.78	389.61	£50.65	34.42	£4.47
1048 - Office	Cellular Office Area	12.93	£0.13	42.00	£5.46	445.02	£57.85	34.42	£4.47
1049 - Classroom	Teaching Area:General	42.43	£0.13	67.57	£8.78	715.98	£93.08	16.87	£2.19
1050 - Classroom	Teaching Area:General	55.53	£0.13	88.43	£11.50	937.03	£121.81	16.87	£2.19

Space	Activity	Floor Area Served m2	Unit Cost kWh	Consumption for Month kWh	Cost for Month	Consumption Year to Month kWh	Cost Year to Month	Consumption Year to Month per m2 kWh	Cost Year to Month per m2
1051 - Store	Storage Area/Cupboard	7.12	£0.13	6.16	£0.80	65.24	£8.48	9.16	£1.19
1052 - Store	Storage Area/Cupboard	6.76	£0.13	5.84	£0.76	61.94	£8.05	9.16	£1.19
1053 - Corridor	Circulation area (corridors and stairways)	42.87	£0.13	195.53	£25.42	2,072.01	£269.36	48.33	£6.28
1054 - Store	Storage Area/Cupboard	2.93	£0.13	2.53	£0.33	26.85	£3.49	9.16	£1.19
1055 - Store	Storage Area/Cupboard	1.77	£0.13	1.53	£0.20	16.22	£2.11	9.16	£1.19
1056 - Classroom	Teaching Area:General	53.33	£0.13	84.92	£11.04	899.91	£116.99	16.87	£2.19
1057 - Classroom	Teaching Area:General	53.51	£0.13	85.21	£11.08	902.95	£117.38	16.87	£2.19
1058 - Corridor	Circulation area (corridors and stairways)	22.17	£0.13	101.12	£13.15	1,071.53	£139.30	48.33	£6.28
1059 - Classroom	Teaching Area:General	64.03	£0.13	101.96	£13.26	1,080.46	£140.46	16.87	£2.19
1060 - Classroom	Teaching Area:General	20.75	£0.13	33.04	£4.30	350.14	£45.52	16.87	£2.19
1061 - Lobby	Circulation area (corridors and stairways)	5.94	£0.13	27.09	£3.52	287.09	£37.32	48.33	£6.28
1062 - Hall	Teaching Area:Dry Sports Hall	215.43	£0.13	314.03	£40.82	3,327.63	£432.59	15.45	£2.01
1063 - Corridor	Circulation area (corridors and stairways)	37.98	£0.13	173.23	£22.52	1,835.67	£238.64	48.33	£6.28
1064 - Store	Storage Area/Cupboard	2.92	£0.13	2.52	£0.33	26.75	£3.48	9.16	£1.19
1065 - Classroom	Teaching Area:General	43.38	£0.13	69.08	£8.98	732.01	£95.16	16.87	£2.19
1066 - IT	Teaching Area:High Density IT Suite	63.15	£0.13	300.22	£39.03	3,181.34	£413.57	50.38	£6.55
1067 - Store	Storage Area/Cupboard	11.39	£0.13	9.85	£1.28	104.36	£13.57	9.16	£1.19
1068 - IT	Teaching Area:High Density IT Suite	55.76	£0.13	265.09	£34.46	2,809.05	£365.18	50.38	£6.55
1069 - Office	Cellular Office Area	7.03	£0.13	22.83	£2.97	241.96	£31.45	34.42	£4.47
1070 - Needlecraft/Textiles	Teaching Area:Workshop	72.03	£0.13	246.51	£32.05	2,521.19	£327.75	35.00	£4.55
1070 - Staff Room	Cellular Office Area	72.03	£0.13	233.95	£30.41	2,479.13	£322.29	34.42	£4.47
1071 - Teaching Storage	Storage Area/Cupboard	7.66	£0.13	5.90	£0.77	60.39	£7.85	7.88	£1.02
1072 - Corridor	Circulation area (corridors and stairways)	32.03	£0.13	146.09	£18.99	1,548.09	£201.25	48.33	£6.28
1073 - Plant	Light Plant Room	6.76	£0.13	6.12	£0.80	64.85	£8.43	9.59	£1.25
1074 - Classroom	Teaching Area:General	62.39	£0.13	119.93	£15.59	1,270.86	£165.21	20.37	£2.65
1074 - Heavy Practical/Cookery	Teaching Area:Food Technology	62.39	£0.13	1,156.22	£150.31	11,825.09	£1,537.26	189.53	£24.64
1075 - Office	Cellular Office Area	3.54	£0.13	11.50	£1.49	121.84	£15.84	34.42	£4.47
1075 - Teaching Storage	Storage Area/Cupboard	10.74	£0.13	8.28	£1.08	84.67	£11.01	7.88	£1.02
1075a Store	Storage Area/Cupboard	1.98	£0.13	1.71	£0.22	18.14	£2.36	9.16	£1.19

Space	Activity	Floor Area Served m2	Unit Cost kWh	Consumption for Month kWh	Cost for Month	Consumption Year to Month kWh	Cost Year to Month	Consumption Year to Month per m2 kWh	Cost Year to Month per m2
1076 - Office	Cellular Office Area	9.5	£0.13	30.86	£4.01	326.97	£42.51	34.42	£4.47
1077 - Heavy Practical/Cookery	Teaching Area:Food Technology	66.65	£0.13	1,235.17	£160.57	12,632.51	£1,642.23	189.53	£24.64
1077 - Kitchen	Teaching Area:Food Technology	66.65	£0.13	1,385.50	£180.12	14,681.74	£1,908.63	220.28	£28.64
1078 - Store	Storage Area/Cupboard	14.15	£0.13	12.23	£1.59	129.65	£16.85	9.16	£1.19
1079 - Store	Storage Area/Cupboard	3.82	£0.13	3.30	£0.43	35.00	£4.55	9.16	£1.19
1079a Store	Storage Area/Cupboard	1.84	£0.13	1.59	£0.21	16.86	£2.19	9.16	£1.19
1080 - Heavy Practical/Cookery	Teaching Area:Food Technology	83.21	£0.13	1,542.06	£200.47	15,771.20	£2,050.26	189.53	£24.64
1080 - Kitchen	Teaching Area:Food Technology	83.21	£0.13	1,729.75	£224.87	18,329.59	£2,382.85	220.28	£28.64
1081 - Store	Storage Area/Cupboard	9.43	£0.13	8.15	£1.06	86.40	£11.23	9.16	£1.19
1082 - Corridor	Circulation area (corridors and stairways)	24.13	£0.13	110.06	£14.31	1,166.26	£151.61	48.33	£6.28
1083 - Store	Storage Area/Cupboard	9.2	£0.13	7.95	£1.03	84.29	£10.96	9.16	£1.19
1084 - IT	Teaching Area:High Density IT Suite	62.36	£0.13	296.47	£38.54	3,141.55	£408.40	50.38	£6.55
1085 - Store	Storage Area/Cupboard	7.4	£0.13	6.40	£0.83	67.80	£8.81	9.16	£1.19
1086 - Tech	Teaching Area:Workshop	169.24	£0.13	649.70	£84.46	6,884.66	£895.01	40.68	£5.29
1087 - Store	Storage Area/Cupboard	6.82	£0.13	5.90	£0.77	62.49	£8.12	9.16	£1.19
1088 - Teaching Storage	Storage Area/Cupboard	5.05	£0.13	3.89	£0.51	39.81	£5.18	7.88	£1.02
1089 - Circulation	Circulation area (corridors and stairways)	6.79	£0.13	27.61	£3.59	282.37	£36.71	41.59	£5.41
1090 - Store	Storage Area/Cupboard	7.34	£0.13	6.35	£0.83	67.25	£8.74	9.16	£1.19
1091 - Store	Storage Area/Cupboard	2.33	£0.13	2.01	£0.26	21.35	£2.78	9.16	£1.19
1092 - IT	Teaching Area:High Density IT Suite	108.85	£0.13	517.48	£67.27	5,483.60	£712.87	50.38	£6.55
1093 - Corridor	Circulation area (corridors and stairways)	33.4	£0.13	152.34	£19.80	1,614.30	£209.86	48.33	£6.28
1094 - Stairs/Lobby	Circulation area (corridors and stairways)	20.03	£0.13	91.36	£11.88	968.10	£125.85	48.33	£6.28
1095 - Store	Storage Area/Cupboard	2.12	£0.13	1.83	£0.24	19.42	£2.53	9.16	£1.19
1096 - Teaching Storage	Storage Area/Cupboard	1.34	£0.13	1.03	£0.13	10.56	£1.37	7.88	£1.02
1097 - Tech Store	Storage Area/Cupboard	9.22	£0.13	7.97	£1.04	84.48	£10.98	9.16	£1.19
1098 - Office	Cellular Office Area	16.49	£0.13	53.56	£6.96	567.55	£73.78	34.42	£4.47
1099 - Technology	Teaching Area:High Density IT Suite	85.11	£0.13	404.62	£52.60	4,287.64	£557.39	50.38	£6.55
1100 - Store	Storage Area/Cupboard	9.01	£0.13	7.79	£1.01	82.55	£10.73	9.16	£1.19
1101 - Corridor	Circulation area (corridors and stairways)	7.52	£0.13	34.30	£4.46	363.46	£47.25	48.33	£6.28

Space	Activity	Floor Area Served m2	Unit Cost kWh	Consumption for Month kWh	Cost for Month	Consumption Year to Month kWh	Cost Year to Month	Consumption Year to Month per m2 kWh	Cost Year to Month per m2
1102 - Heavy Practical/Cookery	Teaching Area:Food Technology	73.35	£0.13	1,359.33	£176.71	13,902.39	£1,807.31	189.53	£24.64
1102 - Technology Lab	Teaching Area:Workshop	73.35	£0.13	305.78	£39.75	3,240.25	£421.23	44.18	£5.74
1103 - Dust Extract	Storage Area/Cupboard	10.32	£0.13	8.92	£1.16	94.55	£12.29	9.16	£1.19
1104 - Corridor	Circulation area (corridors and stairways)	25.8	£0.13	117.68	£15.30	1,246.98	£162.11	48.33	£6.28
1105 - Ancillary	Storage Area/Cupboard	1.13	£0.13	0.87	£0.11	8.91	£1.16	7.88	£1.02
1105 - Cupboard	Storage Area/Cupboard	2.01	£0.13	1.74	£0.23	18.42	£2.39	9.16	£1.19
1106 - Classroom	Teaching Area:General	107.35	£0.13	170.95	£22.22	1,811.46	£235.49	16.87	£2.19
1107 - Technology lab	Teaching Area:Workshop	89.37	£0.13	343.08	£44.60	3,635.56	£472.62	40.68	£5.29
1108 - Teaching Storage	Storage Area/Cupboard	6.09	£0.13	5.27	£0.68	55.80	£7.25	9.16	£1.19
1108a Store?	Storage Area/Cupboard	6.09	£0.13	5.27	£0.68	55.80	£7.25	9.16	£1.19
1109 - Ancillary	Storage Area/Cupboard	3.59	£0.13	2.77	£0.36	28.30	£3.68	7.88	£1.02
1110 - Corridor	Circulation area (corridors and stairways)	34.14	£0.13	155.72	£20.24	1,650.07	£214.51	48.33	£6.28
1111 - Classroom	Teaching Area:General	56.85	£0.13	90.53	£11.77	959.31	£124.71	16.87	£2.19
1112 - Classroom	Teaching Area:General	56.91	£0.13	90.62	£11.78	960.32	£124.84	16.87	£2.19
1113 - Classroom	Teaching Area:General	64.03	£0.13	101.96	£13.26	1,080.46	£140.46	16.87	£2.19
1114 - Circulation	Circulation area (corridors and stairways)	18.7	£0.13	85.29	£11.09	903.82	£117.50	48.33	£6.28
1115 - Office	Cellular Office Area	21.28	£0.13	69.12	£8.99	732.41	£95.21	34.42	£4.47
1116 - Classroom	Teaching Area:General	69.26	£0.13	110.29	£14.34	1,168.72	£151.93	16.87	£2.19
1117 - Office	Cellular Office Area	10.13	£0.13	32.90	£4.28	348.65	£45.33	34.42	£4.47
1117 - Teaching Storage	Storage Area/Cupboard	10.13	£0.13	7.81	£1.02	79.86	£10.38	7.88	£1.02
1118 - Photocopy	Cellular Office Area	5.5	£0.13	17.86	£2.32	189.30	£24.61	34.42	£4.47
1119 - Stairs	Circulation area (corridors and stairways)	18.56	£0.13	84.65	£11.01	897.05	£116.62	48.33	£6.28
1120 - Store	Storage Area/Cupboard	4.25	£0.13	3.67	£0.48	38.94	£5.06	9.16	£1.19
1121 - Art Room 1	Teaching Area:ICT Rich Classroom	91.73	£0.13	466.35	£60.63	4,941.76	£642.43	53.87	£7.00
1121 - WC	Toilet	7.61	£0.13	20.62	£2.68	218.46	£28.40	28.71	£3.73
1122 - Store	Storage Area/Cupboard	7.05	£0.13	6.10	£0.79	64.59	£8.40	9.16	£1.19
1122 - WC	Toilet	7.25	£0.13	19.64	£2.55	208.12	£27.06	28.71	£3.73
1123 - Corridor	Circulation area (corridors and stairways)	22.81	£0.13	104.04	£13.53	1,102.46	£143.32	48.33	£6.28
1124 - Kiln Room	Teaching Area:Workshop	13.71	£0.13	52.63	£6.84	557.72	£72.50	40.68	£5.29

Space	Activity	Floor Area Served m2	Unit Cost kWh	Consumption for Month kWh	Cost for Month	Consumption Year to Month kWh	Cost Year to Month	Consumption Year to Month per m2 kWh	Cost Year to Month per m2
1125 - Art Room	Teaching Area:ICT Rich Classroom	13.79	£0.13	65.56	£8.52	694.71	£90.31	50.38	£6.55
1126 - Art Room	Teaching Area:ICT Rich Classroom	13.47	£0.13	64.04	£8.32	678.59	£88.22	50.38	£6.55
1127 - Accessible WC	Toilet	5.35	£0.13	10.59	£1.38	112.20	£14.59	20.97	£2.73
1128 - Toilets	Toilet	11.4	£0.13	22.56	£2.93	239.08	£31.08	20.97	£2.73
1129 - Art Room 2	Teaching Area:ICT Rich Classroom	91.25	£0.13	463.91	£60.31	4,915.91	£639.07	53.87	£7.00
1130 - Store	Storage Area/Cupboard	4.66	£0.13	4.03	£0.52	42.70	£5.55	9.16	£1.19
1131 - Corridor	Circulation area (corridors and stairways)	32.24	£0.13	147.05	£19.12	1,558.24	£202.57	48.33	£6.28
1132 - Art Room 3	Teaching Area:ICT Rich Classroom	90.25	£0.13	458.83	£59.65	4,862.03	£632.06	53.87	£7.00
1133 - Store	Storage Area/Cupboard	6.77	£0.13	5.85	£0.76	62.03	£8.06	9.16	£1.19
1137 - Stairs/Lobby	Circulation area (corridors and stairways)	41.87	£0.13	190.97	£24.83	2,023.68	£263.08	48.33	£6.28
1138 - Ancillary	Storage Area/Cupboard	3.51	£0.13	2.71	£0.35	27.67	£3.60	7.88	£1.02
1138 - Lift	Lifts	3.51	£0.13	29.81	£3.87	315.85	£41.06	89.99	£11.70
1186 - Staircase	Circulation area (corridors and stairways)	26.96	£0.13	122.97	£15.99	1,303.04	£169.40	48.33	£6.28
2000 Lift	Lifts	3.76	£0.13	31.93	£4.15	338.35	£43.99	89.99	£11.70
2001 - WC	Toilet	12.68	£0.13	34.35	£4.47	364.00	£47.32	28.71	£3.73
2002 - Classroom	Teaching Area:General	42.66	£0.13	67.93	£8.83	719.86	£93.58	16.87	£2.19
2002 - General Teaching	Teaching Area:General	45.69	£0.13	64.86	£8.43	663.38	£86.24	14.52	£1.89
2002a - Store	Storage Area/Cupboard	1.17	£0.13	1.01	£0.13	10.72	£1.39	9.16	£1.19
2002b - Store	Storage Area/Cupboard	1.13	£0.13	0.98	£0.13	10.35	£1.35	9.16	£1.19
2003 - Classroom	Teaching Area:General	45.84	£0.13	73.00	£9.49	773.52	£100.56	16.87	£2.19
2003 - General Teaching	Teaching Area:General	48.56	£0.13	68.94	£8.96	705.05	£91.66	14.52	£1.89
2003a - Store	Storage Area/Cupboard	2.35	£0.13	2.03	£0.26	21.53	£2.80	9.16	£1.19
2004 - Store	Storage Area/Cupboard	7.18	£0.13	6.21	£0.81	65.79	£8.55	9.16	£1.19
2004 - Teaching Storage	Storage Area/Cupboard	8.18	£0.13	6.31	£0.82	64.49	£8.38	7.88	£1.02
2005 - Classroom	Teaching Area:General	45.68	£0.13	72.74	£9.46	770.82	£100.21	16.87	£2.19
2005 - General Teaching	Teaching Area:General	48.16	£0.13	68.37	£8.89	699.24	£90.90	14.52	£1.89
2006 - Teaching Storage	Storage Area/Cupboard	1.8	£0.13	1.39	£0.18	14.19	£1.84	7.88	£1.02
2007 - Classroom	Teaching Area:General	43	£0.13	68.47	£8.90	725.60	£94.33	16.87	£2.19
2007 - General Teaching	Teaching Area:General	46.06	£0.13	65.39	£8.50	668.75	£86.94	14.52	£1.89

Space	Activity	Floor Area Served m2	Unit Cost kWh	Consumption for Month kWh	Cost for Month	Consumption Year to Month kWh	Cost Year to Month	Consumption Year to Month per m2 kWh	Cost Year to Month per m2
2007a - Store	Storage Area/Cupboard	5.14	£0.13	4.44	£0.58	47.09	£6.12	9.16	£1.19
2008 - Corridor	Circulation area (corridors and stairways)	41.71	£0.13	190.24	£24.73	2,015.95	£262.07	48.33	£6.28
2009 - SEN	Teaching Area:Sensory Room	22.9	£0.13	41.46	£5.39	439.39	£57.12	19.19	£2.49
2010 - WC	Toilet	14.1	£0.13	38.20	£4.97	404.76	£52.62	28.71	£3.73
2011 - SEN	Teaching Area:Sensory Room	11.65	£0.13	21.09	£2.74	223.53	£29.06	19.19	£2.49
2012 - Learning Support	Cellular Office Area	5.8	£0.13	18.84	£2.45	199.62	£25.95	34.42	£4.47
2012 - Staff and Admin. spaces	Cellular Office Area	5.8	£0.13	16.79	£2.18	171.76	£22.33	29.61	£3.85
2013 - Store	Storage Area/Cupboard	1.32	£0.13	1.14	£0.15	12.09	£1.57	9.16	£1.19
2014 - WC	Toilet	15.32	£0.13	41.50	£5.40	439.78	£57.17	28.71	£3.73
2015 - SEN	Teaching Area:Sensory Room	15.21	£0.13	27.54	£3.58	291.84	£37.94	19.19	£2.49
2016 - SEN	Teaching Area:Sensory Room	46.03	£0.13	83.35	£10.83	883.19	£114.81	19.19	£2.49
2017 - SEN	Teaching Area:Sensory Room	26.32	£0.13	47.66	£6.20	505.01	£65.65	19.19	£2.49
2018 - Corridor	Circulation area (corridors and stairways)	28.94	£0.13	132.00	£17.16	1,398.74	£181.84	48.33	£6.28
2019 - Classroom	Teaching Area:General	52.45	£0.13	83.52	£10.86	885.06	£115.06	16.87	£2.19
2020 - IT	Teaching Area:High Density IT Suite	31.9	£0.13	151.66	£19.72	1,607.05	£208.92	50.38	£6.55
2021 - Store	Storage Area/Cupboard	2.95	£0.13	2.55	£0.33	27.03	£3.51	9.16	£1.19
2022 - Classroom	Teaching Area:General	40.5	£0.13	64.49	£8.38	683.41	£88.84	16.87	£2.19
2023 - Circulation	Circulation area (corridors and stairways)	17.71	£0.13	80.78	£10.50	855.97	£111.28	48.33	£6.28
2024 - Office	Cellular Office Area	12.96	£0.13	42.09	£5.47	446.06	£57.99	34.42	£4.47
2025 - Corridor	Circulation area (corridors and stairways)	50.18	£0.13	228.88	£29.75	2,425.32	£315.29	48.33	£6.28
2026 - Classroom	Teaching Area:General	64.48	£0.13	102.68	£13.35	1,088.06	£141.45	16.87	£2.19
2027 - House Keeping	Storage Area/Cupboard	14.05	£0.13	12.15	£1.58	128.73	£16.73	9.16	£1.19
2028 - Store	Storage Area/Cupboard	1.53	£0.13	1.32	£0.17	14.02	£1.82	9.16	£1.19
2029 - Store	Storage Area/Cupboard	19.84	£0.13	17.15	£2.23	181.78	£23.63	9.16	£1.19
2030 - Classroom	Teaching Area:General	58.02	£0.13	92.39	£12.01	979.05	£127.28	16.87	£2.19
2030 - IT	Teaching Area:High Density IT Suite	58.02	£0.13	245.90	£31.97	2,514.94	£326.94	43.35	£5.63
2031 - Office	Cellular Office Area	12.41	£0.13	40.31	£5.24	427.13	£55.53	34.42	£4.47
2032 - Circulation	Circulation area (corridors and stairways)	17.34	£0.13	79.09	£10.28	838.08	£108.95	48.33	£6.28
2033 - Classroom	Teaching Area:General	60.19	£0.13	95.85	£12.46	1,015.67	£132.04	16.87	£2.19

Space	Activity	Floor Area Served m2	Unit Cost kWh	Consumption for Month kWh	Cost for Month	Consumption Year to Month kWh	Cost Year to Month	Consumption Year to Month per m2 kWh	Cost Year to Month per m2
2034 - Office	Cellular Office Area	11.89	£0.13	38.62	£5.02	409.23	£53.20	34.42	£4.47
2035 - Laboratory	Teaching Area:Laboratory	86.29	£0.13	430.15	£55.92	4,558.21	£592.57	52.82	£6.87
2036 - Preparation Room	Teaching Area:Laboratory	23.79	£0.13	118.59	£15.42	1,256.69	£163.37	52.82	£6.87
2036 - Staff and Admin. spaces	Cellular Office Area	23.79	£0.13	68.89	£8.96	704.52	£91.59	29.61	£3.85
2037 - Corridor	Circulation area (corridors and stairways)	35.23	£0.13	160.69	£20.89	1,702.75	£221.36	48.33	£6.28
2038 - Laboratory	Teaching Area:Laboratory	80.19	£0.13	399.75	£51.97	4,235.98	£550.68	52.82	£6.87
2039 - Store	Storage Area/Cupboard	5.66	£0.13	4.89	£0.64	51.86	£6.74	9.16	£1.19
2040 - Laboratory	Teaching Area:Laboratory	89.03	£0.13	443.81	£57.70	4,702.95	£611.38	52.82	£6.87
2041 - Store	Storage Area/Cupboard	7.87	£0.13	6.80	£0.88	72.11	£9.37	9.16	£1.19
2041a Office	Cellular Office Area	5.4	£0.13	17.54	£2.28	185.86	£24.16	34.42	£4.47
2042 - Stairs	Circulation area (corridors and stairways)	17.75	£0.13	80.96	£10.52	857.90	£111.53	48.33	£6.28
2043 - Preparation Room	Teaching Area:Laboratory	34.2	£0.13	170.49	£22.16	1,806.59	£234.86	52.82	£6.87
2043 - Staff and Admin. spaces	Cellular Office Area	34.2	£0.13	99.03	£12.87	1,012.80	£131.66	29.61	£3.85
2044 - Teaching Storage	Storage Area/Cupboard	4.35	£0.13	3.35	£0.44	34.29	£4.46	7.88	£1.02
2045 - Science Office	Cellular Office Area	20.57	£0.13	66.81	£8.69	707.98	£92.04	34.42	£4.47
2046 - Laboratory	Teaching Area:Laboratory	86.65	£0.13	431.95	£56.15	4,577.23	£595.04	52.82	£6.87
2047 - Corridor	Circulation area (corridors and stairways)	50.62	£0.13	230.88	£30.01	2,446.59	£318.06	48.33	£6.28
2047a - Counselling Room	Consulting/treatment room	4.95	£0.13	11.01	£1.43	116.70	£15.17	23.57	£3.06
2048 - Store	Storage Area/Cupboard	3.76	£0.13	3.25	£0.42	34.45	£4.48	9.16	£1.19
2049 - Laboratory	Teaching Area:Laboratory	93.85	£0.13	467.84	£60.82	4,957.56	£644.48	52.82	£6.87
2050 - Laboratory	Teaching Area:Laboratory	88	£0.13	438.68	£57.03	4,648.54	£604.31	52.82	£6.87
2051 - Corridor	Circulation area (corridors and stairways)	37.19	£0.13	169.63	£22.05	1,797.48	£233.67	48.33	£6.28
2052 - Chemical Store	Storage Area/Cupboard	26.04	£0.13	22.52	£2.93	238.59	£31.02	9.16	£1.19
2053 - Office	Cellular Office Area	15.43	£0.13	50.12	£6.52	531.07	£69.04	34.42	£4.47
2054 - Laboratory	Teaching Area:Laboratory	37	£0.13	184.44	£23.98	1,954.50	£254.09	52.82	£6.87
2055 - Laboratory	Teaching Area:Laboratory	100.7	£0.13	501.99	£65.26	5,319.41	£691.52	52.82	£6.87
2056 - Laboratory	Teaching Area:Laboratory	88.24	£0.13	439.88	£57.18	4,661.22	£605.96	52.82	£6.87
2057 - Store	Storage Area/Cupboard	4.34	£0.13	3.75	£0.49	39.76	£5.17	9.16	£1.19
2058 - Corridor	Circulation area (corridors and stairways)	33.34	£0.13	152.07	£19.77	1,611.40	£209.48	48.33	£6.28

Space	Activity	Floor Area Served m2	Unit Cost kWh	Consumption for Month kWh	Cost for Month	Consumption Year to Month kWh	Cost Year to Month	Consumption Year to Month per m2 kWh	Cost Year to Month per m2
2059 - General Teaching	Teaching Area:General	40.93	£0.13	58.11	£7.55	594.27	£77.25	14.52	£1.89
2059 - IT	Teaching Area:High Density IT Suite	40.93	£0.13	194.59	£25.30	2,061.95	£268.05	50.38	£6.55
2060 - Classroom	Teaching Area:General	39.62	£0.13	63.09	£8.20	668.56	£86.91	16.87	£2.19
2061 - Plant	Light Plant Room	2.79	£0.13	2.53	£0.33	26.77	£3.48	9.59	£1.25
2062 - Common Room	Lounges	53.1	£0.13	94.98	£12.35	971.43	£126.29	18.29	£2.38
2062 - Meeting Room	Meeting Room	53.1	£0.13	106.54	£13.85	1,129.02	£146.77	21.26	£2.76
2063 - Study	Teaching Area:Learning Resource Centre	48.62	£0.13	157.92	£20.53	1,673.40	£217.54	34.42	£4.47
2064 - Corridor	Circulation area (corridors and stairways)	50.86	£0.13	231.98	£30.16	2,458.19	£319.56	48.33	£6.28
2065 - Store	Storage Area/Cupboard	2.97	£0.13	2.57	£0.33	27.21	£3.54	9.16	£1.19
2066 - Office	Cellular Office Area	9.57	£0.13	31.08	£4.04	329.38	£42.82	34.42	£4.47
2066 - Staff and Admin. spaces	Cellular Office Area	23.77	£0.13	68.83	£8.95	703.93	£91.51	29.61	£3.85
2066a - Office	Cellular Office Area	7.05	£0.13	22.90	£2.98	242.65	£31.54	34.42	£4.47
2067 - Office	Cellular Office Area	23.82	£0.13	77.37	£10.06	819.84	£106.58	34.42	£4.47
2068 - Common Room	Lounges	57.74	£0.13	103.28	£13.43	1,056.32	£137.32	18.29	£2.38
2068 - Meeting Room	Lounges	57.74	£0.13	115.85	£15.06	1,227.67	£159.60	21.26	£2.76
2069 - Store	Storage Area/Cupboard	1.61	£0.13	1.39	£0.18	14.75	£1.92	9.16	£1.19
2070 - WC	Toilet	23.62	£0.13	63.99	£8.32	678.05	£88.15	28.71	£3.73
2071 - WC	Toilet	16.87	£0.13	45.70	£5.94	484.28	£62.96	28.71	£3.73
2072 - Common Room	Lounges	60.08	£0.13	107.47	£13.97	1,099.13	£142.89	18.29	£2.38
2072 - Meeting Room	Meeting Room	60.08	£0.13	120.55	£15.67	1,277.43	£166.07	21.26	£2.76
2072 - Teaching Storage	Storage Area/Cupboard	4.95	£0.13	3.82	£0.50	39.02	£5.07	7.88	£1.02
2073 - Common Room	Lounges	20.4	£0.13	40.93	£5.32	433.75	£56.39	21.26	£2.76
2074 - SEN	Teaching Area:Sensory Room	6.25	£0.13	11.32	£1.47	119.92	£15.59	19.19	£2.49
2075 - SEN	Teaching Area:Sensory Room	2.75	£0.13	4.98	£0.65	52.76	£6.86	19.19	£2.49
2076 - SEN Classroom	Teaching Area:Sensory Room	2.75	£0.13	4.44	£0.58	45.40	£5.90	16.51	£2.15
2114 - Stairs	Circulation area (corridors and stairways)	15.07	£0.13	68.74	£8.94	728.37	£94.69	48.33	£6.28
2119 - Stairs	Circulation area (corridors and stairways)	20.26	£0.13	92.41	£12.01	979.22	£127.30	48.33	£6.28
2137 - Stairs/Lobby	Circulation area (corridors and stairways)	25.71	£0.13	117.27	£15.24	1,242.63	£161.54	48.33	£6.28
2138 - Ancillary	Storage Area/Cupboard	3.51	£0.13	2.71	£0.35	27.67	£3.60	7.88	£1.02

Space	Activity	Floor Area Served m2	Unit Cost kWh	Consumption for Month kWh	Cost for Month	Consumption Year to Month kWh	Cost Year to Month	Consumption Year to Month per m2 kWh	Cost Year to Month per m2
2138 - Lift	Lifts	3.51	£0.13	29.81	£3.87	315.85	£41.06	89.99	£11.70
2194 - Stairs	Circulation area (corridors and stairways)	25.52	£0.13	116.40	£15.13	1,233.44	£160.35	48.33	£6.28
3000 Lift	Lifts	3.76	£0.13	31.93	£4.15	338.35	£43.99	89.99	£11.70
3001 - Circulation	Circulation area (corridors and stairways)	10.95	£0.13	44.52	£5.79	455.37	£59.20	41.59	£5.41
3001 - Office	Cellular Office Area	10.95	£0.13	35.57	£4.62	376.88	£48.99	34.42	£4.47
3002 - Classroom	Teaching Area:General	45.27	£0.13	72.09	£9.37	763.90	£99.31	16.87	£2.19
3002a - Store	Storage Area/Cupboard	1.15	£0.13	0.99	£0.13	10.54	£1.37	9.16	£1.19
3002b - Store	Storage Area/Cupboard	1.15	£0.13	0.99	£0.13	10.54	£1.37	9.16	£1.19
3003 - Teaching Storage	Storage Area/Cupboard	1.73	£0.13	1.33	£0.17	13.64	£1.77	7.88	£1.02
3004 - Classroom	Teaching Area:General	48.57	£0.13	77.34	£10.05	819.59	£106.55	16.87	£2.19
3004a - Store	Storage Area/Cupboard	1.15	£0.13	0.99	£0.13	10.54	£1.37	9.16	£1.19
3004b - Store	Storage Area/Cupboard	1.15	£0.13	0.99	£0.13	10.54	£1.37	9.16	£1.19
3005 - Boiler/Plant	Light Plant Room	8.15	£0.13	6.58	£0.86	67.27	£8.75	8.25	£1.07
3005 - Office	Cellular Office Area	8.15	£0.13	26.47	£3.44	280.51	£36.47	34.42	£4.47
3006 - Classroom	Teaching Area:General	48.03	£0.13	76.48	£9.94	810.47	£105.36	16.87	£2.19
3006a - Store	Storage Area/Cupboard	1.17	£0.13	1.01	£0.13	10.72	£1.39	9.16	£1.19
3006b - Store	Storage Area/Cupboard	1.13	£0.13	0.98	£0.13	10.35	£1.35	9.16	£1.19
3006c Lobby	Circulation area (corridors and stairways)	2.13	£0.13	9.72	£1.26	102.95	£13.38	48.33	£6.28
3007 - Teaching Storage	Storage Area/Cupboard	1.71	£0.13	1.48	£0.19	15.67	£2.04	9.16	£1.19
3008 - Classroom	Teaching Area:General	45.84	£0.13	73.00	£9.49	773.52	£100.56	16.87	£2.19
3008a - Store	Storage Area/Cupboard	2.35	£0.13	2.03	£0.26	21.53	£2.80	9.16	£1.19
3023 - Stairs	Circulation area (corridors and stairways)	16.77	£0.13	76.49	£9.94	810.54	£105.37	48.33	£6.28
3042 - Stairs	Circulation area (corridors and stairways)	17.75	£0.13	80.96	£10.52	857.90	£111.53	48.33	£6.28
B001 - Boiler Room	Light Plant Room	67	£0.13	60.66	£7.89	642.77	£83.56	9.59	£1.25
Cupboard - Storage Area/Cupboard	Storage Area/Cupboard	2.66	£0.13	2.30	£0.30	24.37	£3.17	9.16	£1.19
EXT - External Space	External Space	200	£0.13	42.11	£5.47	446.21	£58.01	2.23	£0.29
G000 Lift	Lifts	4.81	£0.13	40.85	£5.31	432.84	£56.27	89.99	£11.70
G001 - Art	Teaching Area:ICT Rich Classroom	86.93	£0.13	368.43	£47.90	3,768.07	£489.85	43.35	£5.63
G001 - Science Laboratory	Teaching Area:Laboratory	86.93	£0.13	433.35	£56.33	4,592.02	£596.96	52.82	£6.87

Space	Activity	Floor Area Served m2	Unit Cost kWh	Consumption for Month kWh	Cost for Month	Consumption Year to Month kWh	Cost Year to Month	Consumption Year to Month per m2 kWh	Cost Year to Month per m2
G002 - Preparation Room	Cellular Office Area	11.67	£0.13	37.90	£4.93	401.66	£52.22	34.42	£4.47
G002 - Teaching Storage	Storage Area/Cupboard	11.67	£0.13	9.00	£1.17	92.00	£11.96	7.88	£1.02
G003 - Teaching Storage	Storage Area/Cupboard	8.33	£0.13	6.42	£0.83	65.67	£8.54	7.88	£1.02
G004 - Art	Teaching Area:ICT Rich Classroom	83.27	£0.13	352.92	£45.88	3,609.43	£469.23	43.35	£5.63
G004 - Science Laboratory	Teaching Area:Laboratory	83.27	£0.13	415.10	£53.96	4,398.68	£571.83	52.82	£6.87
G005 - Corridor	Circulation area (corridors and stairways)	56.73	£0.13	258.75	£33.64	2,741.90	£356.45	48.33	£6.28
G006 - Stairs/Lobby	Circulation area (corridors and stairways)	10.64	£0.13	48.53	£6.31	514.26	£66.85	48.33	£6.28
G007 - Store	Storage Area/Cupboard	2.55	£0.13	2.20	£0.29	23.36	£3.04	9.16	£1.19
G008 - WC	Toilet	25.69	£0.13	69.59	£9.05	737.47	£95.87	28.71	£3.73
G009 - Store	Storage Area/Cupboard	1.74	£0.13	1.50	£0.20	15.94	£2.07	9.16	£1.19
G010 - Art	Teaching Area:ICT Rich Classroom	54.18	£0.13	229.63	£29.85	2,348.49	£305.30	43.35	£5.63
G010 - Classroom	Teaching Area:General	54.18	£0.13	86.28	£11.22	914.25	£118.85	16.87	£2.19
G011 - Art	Teaching Area:ICT Rich Classroom	88.16	£0.13	373.64	£48.57	3,821.39	£496.78	43.35	£5.63
G011 - Laboratory	Teaching Area:Laboratory	88.16	£0.13	439.48	£57.13	4,656.99	£605.41	52.82	£6.87
G012 - Lobby	Circulation area (corridors and stairways)	3.16	£0.13	14.41	£1.87	152.73	£19.85	48.33	£6.28
G013 - Preparation Room	Cellular Office Area	8.53	£0.13	27.71	£3.60	293.59	£38.17	34.42	£4.47
G013 - Staff and Admin. spaces	Cellular Office Area	8.53	£0.13	24.70	£3.21	252.61	£32.84	29.61	£3.85
G014 - Classroom	Teaching Area:General	38	£0.13	60.51	£7.87	641.22	£83.36	16.87	£2.19
G015 - WC	Toilet	25.6	£0.13	69.35	£9.02	734.89	£95.54	28.71	£3.73
G016 - Lobby	Circulation area (corridors and stairways)	2.84	£0.13	12.95	£1.68	137.26	£17.84	48.33	£6.28
G017 - Head Teacher Office	Cellular Office Area	33.4	£0.13	108.48	£14.10	1,149.56	£149.44	34.42	£4.47
G018 - WC	Toilet	3.21	£0.13	8.70	£1.13	92.15	£11.98	28.71	£3.73
G019 - WC	Toilet	11.13	£0.13	30.15	£3.92	319.50	£41.54	28.71	£3.73
G020 - Corridor	Circulation area (corridors and stairways)	21.36	£0.13	97.42	£12.67	1,032.38	£134.21	48.33	£6.28
G021 - Store	Storage Area/Cupboard	0.91	£0.13	0.79	£0.10	8.34	£1.08	9.16	£1.19
G022 - WC	Toilet	10.25	£0.13	27.77	£3.61	294.24	£38.25	28.71	£3.73
G023 - Stairs	Circulation area (corridors and stairways)	5.67	£0.13	25.86	£3.36	274.04	£35.63	48.33	£6.28
G024 - Office	Cellular Office Area	19.81	£0.13	64.34	£8.36	681.82	£88.64	34.42	£4.47
G025 - Corridor	Circulation area (corridors and stairways)	15.49	£0.13	70.65	£9.18	748.67	£97.33	48.33	£6.28

Space	Activity	Floor Area Served m2	Unit Cost kWh	Consumption for Month kWh	Cost for Month	Consumption Year to Month kWh	Cost Year to Month	Consumption Year to Month per m2 kWh	Cost Year to Month per m2
G026 - Classroom	Teaching Area:General	53.95	£0.13	85.91	£11.17	910.37	£118.35	16.87	£2.19
G027 - Office	Cellular Office Area	14.9	£0.13	48.40	£6.29	512.83	£66.67	34.42	£4.47
G028 - Store	Storage Area/Cupboard	2.75	£0.13	2.38	£0.31	25.20	£3.28	9.16	£1.19
G029 - Store	Storage Area/Cupboard	2.9	£0.13	2.51	£0.33	26.57	£3.45	9.16	£1.19
G030 - Store	Storage Area/Cupboard	1.35	£0.13	1.17	£0.15	12.37	£1.61	9.16	£1.19
G030 - Teaching Storage	Storage Area/Cupboard	2.06	£0.13	1.59	£0.21	16.24	£2.11	7.88	£1.02
G031 - Circulation	Circulation area (corridors and stairways)	23.29	£0.13	94.70	£12.31	968.55	£125.91	41.59	£5.41
G032 - Office	Cellular Office Area	20.61	£0.13	66.94	£8.70	709.35	£92.22	34.42	£4.47
G033 - Store	Storage Area/Cupboard	2.06	£0.13	1.78	£0.23	18.87	£2.45	9.16	£1.19
G033 - Teaching Storage	Storage Area/Cupboard	1.35	£0.13	1.04	£0.14	10.64	£1.38	7.88	£1.02
G034 - Circulation	Circulation area (corridors and stairways)	12.88	£0.13	52.37	£6.81	535.63	£69.63	41.59	£5.41
G035 - Circulation	Circulation area (corridors and stairways)	68.48	£0.13	312.34	£40.60	3,309.81	£430.27	48.33	£6.28
G035 - Staff and Admin. spaces	Cellular Office Area	11.29	£0.13	32.69	£4.25	334.34	£43.46	29.61	£3.85
G036 - Office	Cellular Office Area	41.03	£0.13	133.27	£17.32	1,412.17	£183.58	34.42	£4.47
G037 - Office	Cellular Office Area	8.66	£0.13	28.13	£3.66	298.06	£38.75	34.42	£4.47
G038 - Office	Cellular Office Area	7.99	£0.13	25.95	£3.37	275.00	£35.75	34.42	£4.47
G039 - Office	Cellular Office Area	11.53	£0.13	37.45	£4.87	396.84	£51.59	34.42	£4.47
G040 - Store	Storage Area/Cupboard	1.21	£0.13	1.05	£0.14	11.09	£1.44	9.16	£1.19
G041 - Electric	Storage Area/Cupboard	5.17	£0.13	4.47	£0.58	47.37	£6.16	9.16	£1.19
G042 - Stairs/Lobby	Circulation area (corridors and stairways)	18.14	£0.13	82.74	£10.76	876.75	£113.98	48.33	£6.28
G043 - Office	Cellular Office Area	2.56	£0.13	8.31	£1.08	88.11	£11.45	34.42	£4.47
G043 - Teaching Storage	Storage Area/Cupboard	1.51	£0.13	1.16	£0.15	11.90	£1.55	7.88	£1.02
G044 - Medical	Consulting/treatment room	11.15	£0.13	24.81	£3.22	262.86	£34.17	23.57	£3.06
G044 - Staff and Admin. spaces	Cellular Office Area	11.15	£0.13	32.29	£4.20	330.20	£42.93	29.61	£3.85
G045 - Office	Cellular Office Area	15.92	£0.13	51.71	£6.72	547.93	£71.23	34.42	£4.47
G046 - Circulation	Circulation area (corridors and stairways)	43.19	£0.13	175.62	£22.83	1,796.11	£233.49	41.59	£5.41
G047 - Hall	Teaching Area:Dry Sports Hall	194.18	£0.13	252.34	£32.80	2,580.75	£335.50	13.29	£1.73
G048 - Drama	Teaching Area:Studio	56.21	£0.13	73.05	£9.50	747.06	£97.12	13.29	£1.73
G049 - Drama	Teaching Area:Studio	50.26	£0.13	73.26	£9.52	776.34	£100.92	15.45	£2.01

Space	Activity	Floor Area Served m2	Unit Cost kWh	Consumption for Month kWh	Cost for Month	Consumption Year to Month kWh	Cost Year to Month	Consumption Year to Month per m2 kWh	Cost Year to Month per m2
G050 - Drama	Teaching Area:Studio	52.36	£0.13	76.32	£9.92	808.78	£105.14	15.45	£2.01
G051 - Lobby	Circulation area (corridors and stairways)	11.54	£0.13	52.64	£6.84	557.76	£72.51	48.33	£6.28
G052 - Store	Storage Area/Cupboard	3.46	£0.13	2.99	£0.39	31.70	£4.12	9.16	£1.19
G053 - WC	Toilet	4.04	£0.13	10.94	£1.42	115.97	£15.08	28.71	£3.73
G054 - Store	Storage Area/Cupboard	7.49	£0.13	6.48	£0.84	68.63	£8.92	9.16	£1.19
G055 - Duct	Storage Area/Cupboard	0.83	£0.13	0.72	£0.09	7.60	£0.99	9.16	£1.19
G056 - Store	Storage Area/Cupboard	2.07	£0.13	1.79	£0.23	18.97	£2.47	9.16	£1.19
G057 - Store	Storage Area/Cupboard	3.75	£0.13	3.24	£0.42	34.36	£4.47	9.16	£1.19
G058 - Store	Storage Area/Cupboard	3.49	£0.13	3.02	£0.39	31.98	£4.16	9.16	£1.19
G059 - Circulation	Circulation area (corridors and stairways)	32.74	£0.13	133.13	£17.31	1,361.54	£177.00	41.59	£5.41
G060 - Teaching Storage	Storage Area/Cupboard	0.45	£0.13	0.35	£0.05	3.55	£0.46	7.88	£1.02
G061 - Circulation	Circulation area (corridors and stairways)	10.02	£0.13	40.74	£5.30	416.70	£54.17	41.59	£5.41
G062 - Pupil Changing / Toilets	Toilet	2.44	£0.13	5.89	£0.77	60.27	£7.83	24.70	£3.21
G063 - Pupil Changing / Toilets	Toilet	7.36	£0.13	17.77	£2.31	181.79	£23.63	24.70	£3.21
G064 - Pupil Changing / Toilets	Toilet	3.7	£0.13	8.94	£1.16	91.39	£11.88	24.70	£3.21
G065 - Staff and Admin. spaces	Cellular Office Area	11.97	£0.13	34.66	£4.51	354.48	£46.08	29.61	£3.85
G066 - Circulation	Circulation area (corridors and stairways)	6.61	£0.13	26.88	£3.49	274.89	£35.74	41.59	£5.41
G067 - Music	Teaching Area:Music	19.51	£0.13	82.69	£10.75	845.68	£109.94	43.35	£5.63
G068 - Music	Teaching Area:Music	57.43	£0.13	243.40	£31.64	2,489.36	£323.62	43.35	£5.63
G069 - Music	Teaching Area:Music	58.44	£0.13	247.68	£32.20	2,533.14	£329.31	43.35	£5.63
G070 - Music	Teaching Area:Music	23.89	£0.13	101.25	£13.16	1,035.54	£134.62	43.35	£5.63
G071 - Lobby	Circulation area (corridors and stairways)	18.18	£0.13	82.92	£10.78	878.68	£114.23	48.33	£6.28
G072 - Store	Storage Area/Cupboard	3.07	£0.13	2.65	£0.35	28.13	£3.66	9.16	£1.19
G073 - Office	Cellular Office Area	6.88	£0.13	22.35	£2.91	236.80	£30.78	34.42	£4.47
G074 - Office	Cellular Office Area	6.15	£0.13	19.98	£2.60	211.67	£27.52	34.42	£4.47
G075 - Gymnasium	Teaching Area:Fitness Suite/Gym	255.22	£0.13	1,401.95	£182.25	14,856.01	£1,931.28	58.21	£7.57
G076 - Store	Storage Area/Cupboard	15.57	£0.13	13.46	£1.75	142.66	£18.55	9.16	£1.19
G076 - Teaching Storage	Storage Area/Cupboard	11.52	£0.13	8.88	£1.15	90.82	£11.81	7.88	£1.02
G077 - Corridor	Circulation area (corridors and stairways)	19.95	£0.13	90.99	£11.83	964.23	£125.35	48.33	£6.28

Space	Activity	Floor Area Served m2	Unit Cost kWh	Consumption for Month kWh	Cost for Month	Consumption Year to Month kWh	Cost Year to Month	Consumption Year to Month per m2 kWh	Cost Year to Month per m2
G078 - Pupil Changing / Toilets	Toilet	8.72	£0.13	21.06	£2.74	215.38	£28.00	24.70	£3.21
G078 - Store	Storage Area/Cupboard	8.72	£0.13	16.05	£2.09	170.04	£22.10	19.50	£2.53
G079 - Lobby	Circulation area (corridors and stairways)	4.41	£0.13	20.11	£2.61	213.15	£27.71	48.33	£6.28
G080 - Changing Rooms	Changing Area with Shower	34.88	£0.13	76.87	£9.99	814.51	£105.89	23.35	£3.04
G081 - Pupil Changing / Toilets	Changing Area with Shower	13.69	£0.13	26.90	£3.50	275.07	£35.76	20.09	£2.61
G081 - Showers	Changing Area with Shower	13.69	£0.13	30.17	£3.92	319.69	£41.56	23.35	£3.04
G082 - Store	Storage Area/Cupboard	3.07	£0.13	2.65	£0.35	28.13	£3.66	9.16	£1.19
G083 - WC	Toilet	9.62	£0.13	26.06	£3.39	276.16	£35.90	28.71	£3.73
G084 - Lobby	Circulation area (corridors and stairways)	4.94	£0.13	22.53	£2.93	238.76	£31.04	48.33	£6.28
G085 - WC	Toilet	10.06	£0.13	27.25	£3.54	288.79	£37.54	28.71	£3.73
G086 - Changing Rooms	Changing Area with Shower	33.19	£0.13	73.14	£9.51	775.05	£100.76	23.35	£3.04
G087 - Store	Storage Area/Cupboard	2.71	£0.13	2.34	£0.30	24.83	£3.23	9.16	£1.19
G088 - Pupil Changing / Toilets	Changing Area with Shower	13.26	£0.13	26.05	£3.39	266.43	£34.64	20.09	£2.61
G088 - Showers	Changing Area with Shower	13.26	£0.13	29.22	£3.80	309.65	£40.25	23.35	£3.04
G089 - Stairs/Landing	Circulation area (corridors and stairways)	12.23	£0.13	55.78	£7.25	591.11	£76.84	48.33	£6.28
G090 - Store	Storage Area/Cupboard	1.38	£0.13	1.19	£0.16	12.64	£1.64	9.16	£1.19
G091 - Lobby	Circulation area (corridors and stairways)	5.38	£0.13	24.54	£3.19	260.03	£33.80	48.33	£6.28
G092 - Teaching Storage	Storage Area/Cupboard	1.21	£0.13	0.93	£0.12	9.54	£1.24	7.88	£1.02
G093 - Classroom	Teaching Area:General	52.42	£0.13	83.47	£10.85	884.55	£114.99	16.87	£2.19
G094 - WC	Toilet	9.88	£0.13	26.76	£3.48	283.62	£36.87	28.71	£3.73
G095 - Office	Cellular Office Area	8.7	£0.13	28.26	£3.67	299.44	£38.93	34.42	£4.47
G096 - Classroom	Teaching Area:General	51.06	£0.13	81.31	£10.57	861.60	£112.01	16.87	£2.19
G097 - Store	Storage Area/Cupboard	2.01	£0.13	1.74	£0.23	18.42	£2.39	9.16	£1.19
G098 - Corridor	Circulation area (corridors and stairways)	22.74	£0.13	103.72	£13.48	1,099.08	£142.88	48.33	£6.28
G099 - Hall	Teaching Area:Dry Sports Hall	48.93	£0.13	63.58	£8.27	650.30	£84.54	13.29	£1.73
G099 - Meeting Room	Meeting Room	48.93	£0.13	98.18	£12.76	1,040.36	£135.25	21.26	£2.76
G099a Tea Point	Catering: Kitchenette (small appliances, fridge)	5.06	£0.13	105.19	£13.67	1,114.62	£144.90	220.28	£28.64
G100 - Classroom	Teaching Area:General	48.92	£0.13	77.90	£10.13	825.49	£107.31	16.87	£2.19
G101 - Corridor	Circulation area (corridors and stairways)	29.23	£0.13	133.32	£17.33	1,412.76	£183.66	48.33	£6.28

Space	Activity	Floor Area Served m2	Unit Cost kWh	Consumption for Month kWh	Cost for Month	Consumption Year to Month kWh	Cost Year to Month	Consumption Year to Month per m2 kWh	Cost Year to Month per m2
G102 - WC	Toilet	11.37	£0.13	30.80	£4.00	326.39	£42.43	28.71	£3.73
G103 - Ducts	Storage Area/Cupboard	5.44	£0.13	4.70	£0.61	49.84	£6.48	9.16	£1.19
G104 - Electric Store	Storage Area/Cupboard	1.8	£0.13	1.56	£0.20	16.49	£2.14	9.16	£1.19
G105 - Classroom	Teaching Area:General	51.75	£0.13	82.41	£10.71	873.25	£113.52	16.87	£2.19
G106 - Deputy Head	Cellular Office Area	19.78	£0.13	64.25	£8.35	680.79	£88.50	34.42	£4.47
G107 - Classroom	Teaching Area:General	57.8	£0.13	92.04	£11.97	975.34	£126.79	16.87	£2.19
G108 - Store	Storage Area/Cupboard	3.18	£0.13	2.75	£0.36	29.14	£3.79	9.16	£1.19
G109 - Office	Cellular Office Area	22.5	£0.13	73.08	£9.50	774.40	£100.67	34.42	£4.47
G110 - Lobby	Circulation area (corridors and stairways)	14.67	£0.13	66.91	£8.70	709.04	£92.17	48.33	£6.28
G111 - Store	Storage Area/Cupboard	1.35	£0.13	1.17	£0.15	12.37	£1.61	9.16	£1.19
G112 - Office	Cellular Office Area	22.57	£0.13	73.31	£9.53	776.81	£100.99	34.42	£4.47
G113 - WC	Toilet	15.94	£0.13	43.18	£5.61	457.58	£59.49	28.71	£3.73
G114 - Stairs/Landing	Circulation area (corridors and stairways)	26.42	£0.13	120.50	£15.67	1,276.94	£166.00	48.33	£6.28
G115 - Classroom	Teaching Area:General	60.69	£0.13	96.64	£12.56	1,024.10	£133.13	16.87	£2.19
G116 - Office	Cellular Office Area	22.73	£0.13	73.83	£9.60	782.32	£101.70	34.42	£4.47
G117 - IT	Teaching Area:High Density IT Suite	65.16	£0.13	309.78	£40.27	3,282.60	£426.74	50.38	£6.55
G117a - IT	Teaching Area:ICT Rich Classroom	63.97	£0.13	304.12	£39.54	3,222.65	£418.95	50.38	£6.55
G118 - Lobby	Circulation area (corridors and stairways)	18.15	£0.13	82.78	£10.76	877.23	£114.04	48.33	£6.28
G119 - Stairs	Circulation area (corridors and stairways)	18.2	£0.13	83.01	£10.79	879.65	£114.35	48.33	£6.28
G120 - Store	Storage Area/Cupboard	1.44	£0.13	1.25	£0.16	13.19	£1.72	9.16	£1.19
G121 - Art	Teaching Area:ICT Rich Classroom	41.63	£0.13	176.44	£22.94	1,804.50	£234.58	43.35	£5.63
G121 - Classroom	Teaching Area:General	41.63	£0.13	66.29	£8.62	702.48	£91.32	16.87	£2.19
G122 - Art	Teaching Area:ICT Rich Classroom	19.27	£0.13	81.67	£10.62	835.28	£108.59	43.35	£5.63
G123 - Canteen	Catering: Eating/drinking area	252.59	£0.13	714.23	£92.85	7,568.43	£983.90	29.96	£3.90
G124 - Store	Storage Area/Cupboard	3.36	£0.13	2.91	£0.38	30.79	£4.00	9.16	£1.19
G125 - Kitchen	Catering: Full Kitchen Preparing Hot Meals	94.77	£0.13	2,046.28	£266.02	21,683.74	£2,818.89	228.80	£29.74
G126 - Plant	Light Plant Room	30.52	£0.13	27.63	£3.59	292.80	£38.06	9.59	£1.25
G127 - Kitchen	Catering: Kitchenette (small appliances, fridge)	8.49	£0.13	157.34	£20.45	1,609.15	£209.19	189.53	£24.64
G127 - Store	Storage Area/Cupboard	8.49	£0.13	10.14	£1.32	107.46	£13.97	12.66	£1.65

Space	Activity	Floor Area Served m2	Unit Cost kWh	Consumption for Month kWh	Cost for Month	Consumption Year to Month kWh	Cost Year to Month	Consumption Year to Month per m2 kWh	Cost Year to Month per m2
G128 - Kitchen	Catering: Kitchenette (small appliances, fridge)	12.82	£0.13	237.58	£30.89	2,429.84	£315.88	189.53	£24.64
G128 - Store	Storage Area/Cupboard	12.82	£0.13	15.31	£1.99	162.27	£21.10	12.66	£1.65
G129 - Kitchen	Catering: Kitchenette (small appliances, fridge)	3.25	£0.13	60.23	£7.83	615.99	£80.08	189.53	£24.64
G129 - Lobby	Circulation area (corridors and stairways)	3.25	£0.13	15.90	£2.07	168.44	£21.90	51.83	£6.74
G130 - Kitchen	Catering: Kitchenette (small appliances, fridge)	1.19	£0.13	22.05	£2.87	225.55	£29.32	189.53	£24.64
G130 - Store	Storage Area/Cupboard	1.19	£0.13	1.42	£0.18	15.06	£1.96	12.66	£1.65
G131 - Kitchen	Catering: Kitchenette (small appliances, fridge)	4.42	£0.13	81.91	£10.65	837.74	£108.91	189.53	£24.64
G131 - WC	Toilet	4.42	£0.13	8.75	£1.14	92.70	£12.05	20.97	£2.73
G132 - Lobby	Circulation area (corridors and stairways)	17.28	£0.13	78.82	£10.25	835.18	£108.57	48.33	£6.28
G133 - WC	Toilet	16.68	£0.13	45.19	£5.87	478.82	£62.25	28.71	£3.73
G134 - WC	Toilet	15.72	£0.13	42.59	£5.54	451.27	£58.66	28.71	£3.73
G135 - Store	Storage Area/Cupboard	3.76	£0.13	3.25	£0.42	34.45	£4.48	9.16	£1.19
G136 - Pupil Changing / Toilets	Toilet	5.52	£0.13	13.33	£1.73	136.34	£17.72	24.70	£3.21
G136 - Store	Storage Area/Cupboard	5.52	£0.13	10.16	£1.32	107.64	£13.99	19.50	£2.53
G137 - Stairs/Lobby	Circulation area (corridors and stairways)	14.51	£0.13	66.18	£8.60	701.30	£91.17	48.33	£6.28
G138 - Ancillary	Storage Area/Cupboard	3.33	£0.13	2.57	£0.33	26.25	£3.41	7.88	£1.02
G138 - Lift	Lifts	3.33	£0.13	28.28	£3.68	299.66	£38.96	89.99	£11.70
G139 - Lift Motor	Storage Area/Cupboard	3.76	£0.13	3.25	£0.42	34.45	£4.48	9.16	£1.19
G140 - General Teaching	Teaching Area:General	61.52	£0.13	87.34	£11.35	893.21	£116.12	14.52	£1.89
G141 - Store	Storage Area/Cupboard	4.72	£0.13	4.08	£0.53	43.25	£5.62	9.16	£1.19
G142 - Entrance Lobby	Circulation area (corridors and stairways)	18.35	£0.13	83.70	£10.88	886.90	£115.30	48.33	£6.28
G143 - WC	Toilet	2.69	£0.13	7.29	£0.95	77.22	£10.04	28.71	£3.73
G144 - Changing	Changing Area with Shower	36.2	£0.13	79.77	£10.37	845.34	£109.89	23.35	£3.04
G144 - Pupil Changing / Toilets	Changing Area with Shower	38.4	£0.13	75.44	£9.81	771.55	£100.30	20.09	£2.61
G145 - WC	Toilet	3.25	£0.13	8.80	£1.14	93.30	£12.13	28.71	£3.73
G146 - Changing	Changing Area with Shower	38.13	£0.13	84.03	£10.92	890.41	£115.75	23.35	£3.04
G146 - Pupil Changing / Toilets	Changing Area with Shower	42.41	£0.13	83.32	£10.83	852.12	£110.78	20.09	£2.61
G147 - Pupil Changing / Toilets	Toilet	5.99	£0.13	14.47	£1.88	147.95	£19.23	24.70	£3.21
G147 - WC	Toilet	3.4	£0.13	9.21	£1.20	97.60	£12.69	28.71	£3.73

Space	Activity	Floor Area Served m2	Unit Cost kWh	Consumption for Month kWh	Cost for Month	Consumption Year to Month kWh	Cost Year to Month	Consumption Year to Month per m2 kWh	Cost Year to Month per m2
G148 - Ancillary	Storage Area/Cupboard	2.51	£0.13	1.93	£0.25	19.79	£2.57	7.88	£1.02
G148 - Laundry	Storage Area/Cupboard	6.44	£0.13	5.57	£0.72	59.00	£7.67	9.16	£1.19
G149 - PE	Teaching Area:Fitness Suite/Gym	679.37	£0.13	3,326.92	£432.50	34,025.62	£4,423.33	50.08	£6.51
G149 - Sports Hall	Teaching Area:Dry Sports Hall	679.37	£0.13	990.30	£128.74	10,493.86	£1,364.20	15.45	£2.01
G150 - Teaching Storage	Storage Area/Cupboard	19.98	£0.13	15.40	£2.00	157.51	£20.48	7.88	£1.02
G151 - Fitness Suite	Teaching Area:Fitness Suite/Gym	52.13	£0.13	286.36	£37.23	3,034.42	£394.47	58.21	£7.57
G151 - PE	Teaching Area:Fitness Suite/Gym	31.65	£0.13	154.99	£20.15	1,585.16	£206.07	50.08	£6.51
G152 - Lobby	Circulation area (corridors and stairways)	23.37	£0.13	106.59	£13.86	1,129.53	£146.84	48.33	£6.28
G153 - WC	Toilet	2.94	£0.13	7.96	£1.04	84.40	£10.97	28.71	£3.73
G154 - Changing	Changing Area with Shower	6.98	£0.13	15.38	£2.00	163.00	£21.19	23.35	£3.04
G155 - Office	Cellular Office Area	8.62	£0.13	28.00	£3.64	296.68	£38.57	34.42	£4.47
G156 - Cupboard	Storage Area/Cupboard	1.41	£0.13	1.22	£0.16	12.92	£1.68	9.16	£1.19
G157 - Dance	Teaching Area:Studio	200.36	£0.13	292.06	£37.97	3,094.85	£402.33	15.45	£2.01
G157 - Drama	Teaching Area:Studio	223.63	£0.13	290.61	£37.78	2,972.15	£386.38	13.29	£1.73
G157a - Store	Storage Area/Cupboard	22.32	£0.13	19.30	£2.51	204.50	£26.59	9.16	£1.19
G158 - Lobby	Circulation area (corridors and stairways)	4.22	£0.13	19.25	£2.50	203.96	£26.52	48.33	£6.28
G159 - Changing	Toilet	27.42	£0.13	74.28	£9.66	787.13	£102.33	28.71	£3.73
G160 - WC	Toilet	6.65	£0.13	18.01	£2.34	190.90	£24.82	28.71	£3.73
G161 - Plant	Light Plant Room	29.92	£0.13	27.09	£3.52	287.04	£37.32	9.59	£1.25
G162 - Circulation	Circulation area (corridors and stairways)	45.58	£0.13	185.34	£24.09	1,895.51	£246.42	41.59	£5.41
G170 - 6th Form Canteen	Catering: Eating/drinking area	79.34	£0.13	250.51	£32.57	2,654.61	£345.10	33.46	£4.35
G171 - Pupil Entrance	Circulation area (corridors and stairways)	49.9	£0.13	227.60	£29.59	2,411.79	£313.53	48.33	£6.28
G172 - Reception	Cellular Office Area	11.4	£0.13	37.03	£4.81	392.37	£51.01	34.42	£4.47
G173 - General Admin Office	Cellular Office Area	27.7	£0.13	89.97	£11.70	953.38	£123.94	34.42	£4.47
G174 - Chair Store	Storage Area/Cupboard	8.7	£0.13	7.52	£0.98	79.71	£10.36	9.16	£1.19
G175 - Office	Cellular Office Area	8.7	£0.13	28.26	£3.67	299.44	£38.93	34.42	£4.47
G176 - Principal Office/Admin	Cellular Office Area	13.1	£0.13	42.55	£5.53	450.88	£58.61	34.42	£4.47
G177 - Visitors/Waiting	Circulation area (corridors and stairways)	23.9	£0.13	109.01	£14.17	1,155.15	£150.17	48.33	£6.28
G178 - Corridor	Circulation area (corridors and stairways)	12.4	£0.13	56.56	£7.35	599.32	£77.91	48.33	£6.28

Space	Activity	Floor Area Served m2	Unit Cost kWh	Consumption for Month kWh	Cost for Month	Consumption Year to Month kWh	Cost Year to Month	Consumption Year to Month per m2 kWh	Cost Year to Month per m2
G179 - Meeting/General Teaching	Teaching Area:General	67.4	£0.13	107.33	£13.95	1,137.33	£147.85	16.87	£2.19
G180 - Corridor	Circulation area (corridors and stairways)	25.39	£0.13	115.81	£15.05	1,227.16	£159.53	48.33	£6.28
G181 - Interview Room	Cellular Office Area	8.4	£0.13	27.28	£3.55	289.11	£37.58	34.42	£4.47
G182 - General Teaching	Teaching Area:General	68.9	£0.13	109.72	£14.26	1,162.64	£151.14	16.87	£2.19
G183 - Junior Hall	Teaching Area:Dry Sports Hall	252.8	£0.13	368.50	£47.90	3,904.86	£507.63	15.45	£2.01
G184 - Corridor	Circulation area (corridors and stairways)	48.1	£0.13	219.39	£28.52	2,324.79	£302.22	48.33	£6.28
G185 - General Teaching	Teaching Area:General	56.9	£0.13	90.61	£11.78	960.15	£124.82	16.87	£2.19
G186 - Stairs	Circulation area (corridors and stairways)	27.8	£0.13	126.80	£16.48	1,343.64	£174.67	48.33	£6.28
G187 - General Teaching	Teaching Area:General	57.6	£0.13	91.72	£11.92	971.96	£126.36	16.87	£2.19
G188 - General Teaching	Teaching Area:General	56	£0.13	89.18	£11.59	944.96	£122.85	16.87	£2.19
G189 - Stage Area	Stage (theatres and event buildings)	69.4	£0.13	165.60	£21.53	1,754.81	£228.13	25.29	£3.29
G190 - Store	Storage Area/Cupboard	12.1	£0.13	10.46	£1.36	110.86	£14.41	9.16	£1.19
G191 - Props	Storage Area/Cupboard	7.7	£0.13	6.66	£0.87	70.55	£9.17	9.16	£1.19
G192 - Cleaner	Storage Area/Cupboard	2	£0.13	2.39	£0.31	25.32	£3.29	12.66	£1.65
G193 - Corridor	Circulation area (corridors and stairways)	48.43	£0.13	220.89	£28.72	2,340.74	£304.30	48.33	£6.28
G194 - General Teaching/Music	Teaching Area:General	69.7	£0.13	110.99	£14.43	1,176.14	£152.90	16.87	£2.19
G195 - Music Classroom	Teaching Area:Music	65.7	£0.13	312.34	£40.60	3,309.81	£430.28	50.38	£6.55
G196 - Accessible W.C	Toilet	3.5	£0.13	6.93	£0.90	73.40	£9.54	20.97	£2.73
G197 - Music Store	Storage Area/Cupboard	8.4	£0.13	7.26	£0.94	76.96	£10.01	9.16	£1.19
G198 - Practice	Teaching Area:Music	8.5	£0.13	40.41	£5.25	428.21	£55.67	50.38	£6.55
G199 - Practice	Teaching Area:Music	8.9	£0.13	42.31	£5.50	448.36	£58.29	50.38	£6.55
G200 - Practice	Teaching Area:Music	18.6	£0.13	88.43	£11.50	937.02	£121.81	50.38	£6.55
G201 - Recording Studio	Teaching Area:Studio	13.7	£0.13	19.97	£2.60	211.62	£27.51	15.45	£2.01
G202 - Corridor	Circulation area (corridors and stairways)	34.63	£0.13	157.95	£20.53	1,673.75	£217.59	48.33	£6.28
G203 - Music Classroom	Teaching Area:Music	65.6	£0.13	311.87	£40.54	3,304.77	£429.62	50.38	£6.55
G204 - Music Office	Cellular Office Area	11.6	£0.13	37.68	£4.90	399.25	£51.90	34.42	£4.47
G205 - Store	Storage Area/Cupboard	7	£0.13	6.05	£0.79	64.14	£8.34	9.16	£1.19
G206 - Store	Storage Area/Cupboard	7	£0.13	6.05	£0.79	64.14	£8.34	9.16	£1.19
G207 - Corridor	Circulation area (corridors and stairways)	36.92	£0.13	168.40	£21.89	1,784.43	£231.98	48.33	£6.28

Space	Activity	Floor Area Served m2	Unit Cost kWh	Consumption for Month kWh	Cost for Month	Consumption Year to Month kWh	Cost Year to Month	Consumption Year to Month per m2 kWh	Cost Year to Month per m2
G208 - Female Staff/Visitors WC	Toilet	10.1	£0.13	19.99	£2.60	211.82	£27.54	20.97	£2.73
G209 - Male Staff/Visitors WC	Toilet	8.97	£0.13	17.75	£2.31	188.12	£24.46	20.97	£2.73
G210 - Accessible WC	Toilet	3.58	£0.13	7.09	£0.92	75.08	£9.76	20.97	£2.73
G211 - Boiler House & Electrical	Light Plant Room	54.5	£0.13	49.34	£6.41	522.85	£67.97	9.59	£1.25
G212 - Gas Meter	Light Plant Room	8.09	£0.13	7.32	£0.95	77.61	£10.09	9.59	£1.25
G212a Sports Store	Storage Area/Cupboard	15.39	£0.13	13.31	£1.73	141.01	£18.33	9.16	£1.19
G213 - Reception Lobby	Circulation area (corridors and stairways)	34.98	£0.13	159.55	£20.74	1,690.67	£219.79	48.33	£6.28
G214 - Office	Cellular Office Area	10.59	£0.13	34.40	£4.47	364.49	£47.38	34.42	£4.47
G215 - Store	Storage Area/Cupboard	1.72	£0.13	1.49	£0.19	15.76	£2.05	9.16	£1.19
G216 - Male WC	Toilet	13.54	£0.13	26.80	£3.48	283.96	£36.92	20.97	£2.73
G217 - Female WC	Toilet	13.25	£0.13	26.22	£3.41	277.88	£36.12	20.97	£2.73
G218 - Lounge	Lounges	74.69	£0.13	149.86	£19.48	1,588.07	£206.45	21.26	£2.76
G219 - Store	Storage Area/Cupboard	11.9	£0.13	10.29	£1.34	109.03	£14.17	9.16	£1.19
G220 - Café	Catering: Snack Bar with Chilled Cabinets	7.48	£0.13	145.68	£18.94	1,543.68	£200.68	206.37	£26.83
G221 - Office	Cellular Office Area	12.39	£0.13	40.24	£5.23	426.44	£55.44	34.42	£4.47
G222 - Store	Storage Area/Cupboard	2.31	£0.13	2.00	£0.26	21.16	£2.75	9.16	£1.19
G223 - Hall	Teaching Area:Dry Sports Hall	92.54	£0.13	134.89	£17.54	1,429.41	£185.82	15.45	£2.01
G224 - Garage	External Space	40	£0.13	33.69	£4.38	356.97	£46.41	8.92	£1.16
G225 - Classroom	Teaching Area:General	27.26	£0.13	43.41	£5.64	459.99	£59.80	16.87	£2.19
G226 - Office	Cellular Office Area	12.87	£0.13	41.80	£5.43	442.96	£57.58	34.42	£4.47
G227 - Store	Storage Area/Cupboard	2.78	£0.13	2.40	£0.31	25.47	£3.31	9.16	£1.19
G228 - Admin	Cellular Office Area	5.58	£0.13	18.12	£2.36	192.05	£24.97	34.42	£4.47
G229 - Boiler Room	Light Plant Room	8.28	£0.13	7.50	£0.97	79.44	£10.33	9.59	£1.25
G230 - Meters	Light Plant Room	1.58	£0.13	1.43	£0.19	15.16	£1.97	9.59	£1.25
Total		16,754.22		59,676.21	£7,757.91	626,662.58	£81,466.14		

Appendix 4: Individual school K2N Example: gas

Space	Activity	Gas							
		Floor Area Served m2	Unit Cost kWh	Consumption for Month kWh	Cost for Month	Consumption Year to Month kWh	Cost Year to Month	Consumption Year to Month per m2 kWh	Cost Year to Month per m2
1000 Lift	Lifts	4.39	£0.05	7.82	£0.39	299.82	£14.99	68.30	£3.41
1001 - Economics Seminar Room	Teaching Area:General	57.48	£0.05	102.38	£5.12	3,925.71	£196.29	68.30	£3.41
1001 - General Teaching	Teaching Area:General	57.48	£0.05	580.65	£29.03	3,847.19	£192.36	66.93	£3.35
1002 - Store	Storage Area/Cupboard	1.37	£0.05	2.44	£0.12	93.57	£4.68	68.30	£3.41
1003 - Corridor	Circulation area (corridors and stairways)	10.52	£0.05	18.74	£0.94	718.48	£35.92	68.30	£3.41
1004 - IT	Teaching Area:High Density IT Suite	68.63	£0.05	122.24	£6.11	4,687.22	£234.36	68.30	£3.41
1005 - Lobby	Circulation area (corridors and stairways)	16.13	£0.05	28.73	£1.44	1,101.63	£55.08	68.30	£3.41
1006 - Stairs	Circulation area (corridors and stairways)	14.58	£0.05	25.97	£1.30	995.77	£49.79	68.30	£3.41
1007 - Library	Teaching Area:Learning Resource Centre	194.54	£0.05	346.51	£17.33	13,286.48	£664.32	68.30	£3.41
1008 - Store	Storage Area/Cupboard	1.08	£0.05	1.92	£0.10	73.76	£3.69	68.30	£3.41
1009 - Staff and Admin. spaces	Cellular Office Area	7.2	£0.05	12.82	£0.64	491.74	£24.59	68.30	£3.41
1010 - Laboratory	Teaching Area:Laboratory	88.26	£0.05	157.21	£7.86	6,027.88	£301.39	68.30	£3.41
1011 - Lab Technician	Cellular Office Area	13.72	£0.05	24.44	£1.22	937.03	£46.85	68.30	£3.41
1012 - Store	Storage Area/Cupboard	3.44	£0.05	6.13	£0.31	234.94	£11.75	68.30	£3.41
1013 - Laboratory	Teaching Area:Laboratory	90.93	£0.05	161.96	£8.10	6,210.24	£310.51	68.30	£3.41
1014 - Corridor	Circulation area (corridors and stairways)	23.09	£0.05	41.13	£2.06	1,576.98	£78.85	68.30	£3.41
1015 - Office	Cellular Office Area	16.71	£0.05	29.76	£1.49	1,141.24	£57.06	68.30	£3.41
1016 - Office	Cellular Office Area	13.97	£0.05	24.88	£1.24	954.11	£47.71	68.30	£3.41
1017 - Office	Cellular Office Area	13.13	£0.05	23.39	£1.17	896.74	£44.84	68.30	£3.41
1018 - Classroom	Teaching Area:General	47.14	£0.05	83.97	£4.20	3,219.52	£160.98	68.30	£3.41
1018a - Store	Storage Area/Cupboard	8.02	£0.05	14.29	£0.71	547.74	£27.39	68.30	£3.41
1019 - Corridor	Circulation area (corridors and stairways)	33.46	£0.05	59.60	£2.98	2,285.21	£114.26	68.30	£3.41
1020 - Office	Cellular Office Area	17.75	£0.05	31.62	£1.58	1,212.27	£60.61	68.30	£3.41
1021 - Office	Cellular Office Area	8.03	£0.05	14.30	£0.72	548.42	£27.42	68.30	£3.41
1022 - Circulation	Circulation area (corridors and stairways)	12.55	£0.05	22.35	£1.12	857.13	£42.86	68.30	£3.41
1023 - Stairs	Circulation area (corridors and stairways)	11.63	£0.05	20.72	£1.04	794.29	£39.71	68.30	£3.41

Space	Activity	Floor Area Served m2	Unit Cost kWh	Consumption for Month kWh	Cost for Month	Consumption Year to Month kWh	Cost Year to Month	Consumption Year to Month per m2 kWh	Cost Year to Month per m2
1024 - Lobby	Circulation area (corridors and stairways)	0.81	£0.05	1.44	£0.07	55.32	£2.77	68.30	£3.41
1025 - WC	Toilet	8.26	£0.05	29.43	£1.47	1,128.26	£56.41	136.59	£6.83
1026 - General Teaching	Teaching Area:General	46.9	£0.05	473.78	£23.69	3,139.06	£156.95	66.93	£3.35
1026 - Office	Cellular Office Area	46.9	£0.05	83.54	£4.18	3,203.12	£160.16	68.30	£3.41
1027 - Store	Storage Area/Cupboard	0.84	£0.05	1.50	£0.07	57.37	£2.87	68.30	£3.41
1028 - Student Advice Office	Cellular Office Area	16.68	£0.05	29.71	£1.49	1,139.19	£56.96	68.30	£3.41
1029 - Classroom	Teaching Area:General	45.3	£0.05	80.69	£4.03	3,093.85	£154.69	68.30	£3.41
1029 - Staff and Admin. spaces	Cellular Office Area	88.85	£0.05	897.55	£44.88	5,946.81	£297.34	66.93	£3.35
1029a - Classroom	Teaching Area:General	42.7	£0.05	76.06	£3.80	2,916.28	£145.81	68.30	£3.41
1030 - Corridor	Circulation area (corridors and stairways)	15.84	£0.05	28.21	£1.41	1,081.82	£54.09	68.30	£3.41
1031 - Classroom	Teaching Area:General	48	£0.05	85.50	£4.27	3,278.25	£163.91	68.30	£3.41
1032 - Stairs	Circulation area (corridors and stairways)	13.36	£0.05	23.80	£1.19	912.45	£45.62	68.30	£3.41
1033 - Corridor	Circulation area (corridors and stairways)	30.37	£0.05	54.09	£2.70	2,074.18	£103.71	68.30	£3.41
1034 - Corridor	Circulation area (corridors and stairways)	5.32	£0.05	9.48	£0.47	363.34	£18.17	68.30	£3.41
1035 - Classroom	Teaching Area:General	52.65	£0.05	93.78	£4.69	3,595.83	£179.79	68.30	£3.41
1036 - Classroom	Teaching Area:General	52.72	£0.05	93.90	£4.70	3,600.61	£180.03	68.30	£3.41
1037 - Store	Storage Area/Cupboard	1.77	£0.05	3.15	£0.16	120.89	£6.04	68.30	£3.41
1038 - Classroom	Teaching Area:General	9.08	£0.05	16.17	£0.81	620.14	£31.01	68.30	£3.41
1039 - Classroom	Teaching Area:General	9.3	£0.05	16.57	£0.83	635.16	£31.76	68.30	£3.41
1040 - Corridor	Circulation area (corridors and stairways)	41.83	£0.05	74.51	£3.73	2,856.86	£142.84	68.30	£3.41
1041 - Store	Storage Area/Cupboard	19.49	£0.05	34.72	£1.74	1,331.11	£66.56	68.30	£3.41
1042 - Stairs	Circulation area (corridors and stairways)	11.78	£0.05	20.98	£1.05	804.54	£40.23	68.30	£3.41
1043 - Classroom	Teaching Area:General	43.1	£0.05	76.77	£3.84	2,943.60	£147.18	68.30	£3.41
1044 - Store	Storage Area/Cupboard	21.3	£0.05	37.94	£1.90	1,454.72	£72.74	68.30	£3.41
1045 - Office	Cellular Office Area	9.46	£0.05	16.85	£0.84	646.09	£32.30	68.30	£3.41
1046 - Office	Cellular Office Area	12.1	£0.05	21.55	£1.08	826.39	£41.32	68.30	£3.41
1047 - Office	Cellular Office Area	11.32	£0.05	20.16	£1.01	773.12	£38.66	68.30	£3.41
1048 - Office	Cellular Office Area	12.93	£0.05	23.03	£1.15	883.08	£44.15	68.30	£3.41
1049 - Classroom	Teaching Area:General	42.43	£0.05	75.58	£3.78	2,897.84	£144.89	68.30	£3.41

Space	Activity	Floor Area Served m2	Unit Cost kWh	Consumption for Month kWh	Cost for Month	Consumption Year to Month kWh	Cost Year to Month	Consumption Year to Month per m2 kWh	Cost Year to Month per m2
1050 - Classroom	Teaching Area:General	55.53	£0.05	98.91	£4.95	3,792.53	£189.63	68.30	£3.41
1051 - Store	Storage Area/Cupboard	7.12	£0.05	12.68	£0.63	486.27	£24.31	68.30	£3.41
1052 - Store	Storage Area/Cupboard	6.76	£0.05	12.04	£0.60	461.69	£23.08	68.30	£3.41
1053 - Corridor	Circulation area (corridors and stairways)	42.87	£0.05	76.36	£3.82	2,927.89	£146.39	68.30	£3.41
1054 - Store	Storage Area/Cupboard	2.93	£0.05	5.22	£0.26	200.11	£10.01	68.30	£3.41
1055 - Store	Storage Area/Cupboard	1.77	£0.05	3.15	£0.16	120.89	£6.04	68.30	£3.41
1056 - Classroom	Teaching Area:General	53.33	£0.05	94.99	£4.75	3,642.27	£182.11	68.30	£3.41
1057 - Classroom	Teaching Area:General	53.51	£0.05	95.31	£4.77	3,654.57	£182.73	68.30	£3.41
1058 - Corridor	Circulation area (corridors and stairways)	22.17	£0.05	39.49	£1.97	1,514.14	£75.71	68.30	£3.41
1059 - Classroom	Teaching Area:General	64.03	£0.05	114.05	£5.70	4,373.05	£218.65	68.30	£3.41
1060 - Classroom	Teaching Area:General	20.75	£0.05	36.96	£1.85	1,417.16	£70.86	68.30	£3.41
1061 - Lobby	Circulation area (corridors and stairways)	5.94	£0.05	10.58	£0.53	405.68	£20.28	68.30	£3.41
1062 - Hall	Teaching Area:Dry Sports Hall	215.43	£0.05	364.51	£18.23	13,976.42	£698.82	64.88	£3.24
1063 - Corridor	Circulation area (corridors and stairways)	37.98	£0.05	67.65	£3.38	2,593.92	£129.70	68.30	£3.41
1064 - Store	Storage Area/Cupboard	2.92	£0.05	5.20	£0.26	199.43	£9.97	68.30	£3.41
1065 - Classroom	Teaching Area:General	43.38	£0.05	77.27	£3.86	2,962.72	£148.14	68.30	£3.41
1066 - IT	Teaching Area:High Density IT Suite	63.15	£0.05	112.48	£5.62	4,312.95	£215.65	68.30	£3.41
1067 - Store	Storage Area/Cupboard	11.39	£0.05	20.29	£1.01	777.90	£38.90	68.30	£3.41
1068 - IT	Teaching Area:High Density IT Suite	55.76	£0.05	99.32	£4.97	3,808.24	£190.41	68.30	£3.41
1069 - Office	Cellular Office Area	7.03	£0.05	12.52	£0.63	480.13	£24.01	68.30	£3.41
1070 - Needlecraft/Textiles	Teaching Area:Workshop	72.03	£0.05	727.64	£36.38	4,821.03	£241.05	66.93	£3.35
1070 - Staff Room	Cellular Office Area	72.03	£0.05	128.30	£6.41	4,919.43	£245.97	68.30	£3.41
1071 - Teaching Storage	Storage Area/Cupboard	7.66	£0.05	77.38	£3.87	512.69	£25.63	66.93	£3.35
1072 - Corridor	Circulation area (corridors and stairways)	32.03	£0.05	57.05	£2.85	2,187.55	£109.38	68.30	£3.41
1073 - Plant	Light Plant Room	6.76	£0.05	12.04	£0.60	461.69	£23.08	68.30	£3.41
1074 - Classroom	Teaching Area:General	62.39	£0.05	222.26	£11.11	8,522.09	£426.10	136.59	£6.83
1074 - Heavy Practical/Cookery	Teaching Area:Food Technology	62.39	£0.05	1,260.51	£63.03	8,351.64	£417.58	133.86	£6.69
1075 - Office	Cellular Office Area	3.54	£0.05	6.31	£0.32	241.77	£12.09	68.30	£3.41
1075 - Teaching Storage	Storage Area/Cupboard	10.74	£0.05	108.49	£5.42	718.84	£35.94	66.93	£3.35

Space	Activity	Floor Area Served m2	Unit Cost kWh	Consumption for Month kWh	Cost for Month	Consumption Year to Month kWh	Cost Year to Month	Consumption Year to Month per m2 kWh	Cost Year to Month per m2
1075a Store	Storage Area/Cupboard	1.98	£0.05	3.53	£0.18	135.23	£6.76	68.30	£3.41
1076 - Office	Cellular Office Area	9.5	£0.05	16.92	£0.85	648.82	£32.44	68.30	£3.41
1077 - Heavy Practical/Cookery	Teaching Area:Food Technology	66.65	£0.05	1,346.57	£67.33	8,921.89	£446.09	133.86	£6.69
1077 - Kitchen	Teaching Area:Food Technology	66.65	£0.05	237.43	£11.87	9,103.98	£455.20	136.59	£6.83
1078 - Store	Storage Area/Cupboard	14.15	£0.05	25.20	£1.26	966.40	£48.32	68.30	£3.41
1079 - Store	Storage Area/Cupboard	3.82	£0.05	6.80	£0.34	260.89	£13.04	68.30	£3.41
1079a Store	Storage Area/Cupboard	1.84	£0.05	3.28	£0.16	125.67	£6.28	68.30	£3.41
1080 - Heavy Practical/Cookery	Teaching Area:Food Technology	83.21	£0.05	1,681.15	£84.06	11,138.64	£556.93	133.86	£6.69
1080 - Kitchen	Teaching Area:Food Technology	83.21	£0.05	296.43	£14.82	11,365.97	£568.30	136.59	£6.83
1081 - Store	Storage Area/Cupboard	9.43	£0.05	16.80	£0.84	644.04	£32.20	68.30	£3.41
1082 - Corridor	Circulation area (corridors and stairways)	24.13	£0.05	42.98	£2.15	1,648.00	£82.40	68.30	£3.41
1083 - Store	Storage Area/Cupboard	9.2	£0.05	16.39	£0.82	628.33	£31.42	68.30	£3.41
1084 - IT	Teaching Area:High Density IT Suite	62.36	£0.05	111.07	£5.55	4,258.99	£212.95	68.30	£3.41
1085 - Store	Storage Area/Cupboard	7.4	£0.05	13.18	£0.66	505.40	£25.27	68.30	£3.41
1086 - Tech	Teaching Area:Workshop	169.24	£0.05	301.45	£15.07	11,558.57	£577.93	68.30	£3.41
1087 - Store	Storage Area/Cupboard	6.82	£0.05	12.15	£0.61	465.78	£23.29	68.30	£3.41
1088 - Teaching Storage	Storage Area/Cupboard	5.05	£0.05	51.01	£2.55	338.00	£16.90	66.93	£3.35
1089 - Circulation	Circulation area (corridors and stairways)	6.79	£0.05	68.59	£3.43	454.46	£22.72	66.93	£3.35
1090 - Store	Storage Area/Cupboard	7.34	£0.05	13.07	£0.65	501.30	£25.06	68.30	£3.41
1091 - Store	Storage Area/Cupboard	2.33	£0.05	4.15	£0.21	159.13	£7.96	68.30	£3.41
1092 - IT	Teaching Area:High Density IT Suite	108.85	£0.05	193.88	£9.69	7,434.12	£371.71	68.30	£3.41
1093 - Corridor	Circulation area (corridors and stairways)	33.4	£0.05	59.49	£2.97	2,281.12	£114.06	68.30	£3.41
1094 - Stairs/Lobby	Circulation area (corridors and stairways)	20.03	£0.05	35.68	£1.78	1,367.99	£68.40	68.30	£3.41
1095 - Store	Storage Area/Cupboard	2.12	£0.05	3.78	£0.19	144.79	£7.24	68.30	£3.41
1096 - Teaching Storage	Storage Area/Cupboard	1.34	£0.05	13.54	£0.68	89.69	£4.48	66.93	£3.35
1097 - Tech Store	Storage Area/Cupboard	9.22	£0.05	16.42	£0.82	629.70	£31.48	68.30	£3.41
1098 - Office	Cellular Office Area	16.49	£0.05	29.37	£1.47	1,126.22	£56.31	68.30	£3.41

Space	Activity	Floor Area Served m2	Unit Cost kWh	Consumption for Month kWh	Cost for Month	Consumption Year to Month kWh	Cost Year to Month	Consumption Year to Month per m2 kWh	Cost Year to Month per m2
1099 - Technology	Teaching Area:High Density IT Suite	85.11	£0.05	151.60	£7.58	5,812.75	£290.64	68.30	£3.41
1100 - Store	Storage Area/Cupboard	9.01	£0.05	16.05	£0.80	615.36	£30.77	68.30	£3.41
1101 - Corridor	Circulation area (corridors and stairways)	7.52	£0.05	13.39	£0.67	513.59	£25.68	68.30	£3.41
1102 - Heavy Practical/Cookery	Teaching Area:Food Technology	73.35	£0.05	1,481.94	£74.10	9,818.76	£490.94	133.86	£6.69
1102 - Technology Lab	Teaching Area:Workshop	73.35	£0.05	261.30	£13.07	10,019.16	£500.96	136.59	£6.83
1103 - Dust Extract	Storage Area/Cupboard	10.32	£0.05	18.38	£0.92	704.82	£35.24	68.30	£3.41
1104 - Corridor	Circulation area (corridors and stairways)	25.8	£0.05	45.95	£2.30	1,762.06	£88.10	68.30	£3.41
1105 - Ancillary	Storage Area/Cupboard	1.13	£0.05	11.42	£0.57	75.63	£3.78	66.93	£3.35
1105 - Cupboard	Storage Area/Cupboard	2.01	£0.05	3.58	£0.18	137.28	£6.86	68.30	£3.41
1106 - Classroom	Teaching Area:General	107.35	£0.05	191.21	£9.56	7,331.67	£366.58	68.30	£3.41
1107 - Technology lab	Teaching Area:Workshop	89.37	£0.05	159.18	£7.96	6,103.69	£305.18	68.30	£3.41
1108 - Teaching Storage	Storage Area/Cupboard	6.09	£0.05	10.85	£0.54	415.93	£20.80	68.30	£3.41
1108a Store?	Storage Area/Cupboard	6.09	£0.05	10.85	£0.54	415.93	£20.80	68.30	£3.41
1109 - Ancillary	Storage Area/Cupboard	3.59	£0.05	36.27	£1.81	240.28	£12.01	66.93	£3.35
1110 - Corridor	Circulation area (corridors and stairways)	34.14	£0.05	60.81	£3.04	2,331.66	£116.58	68.30	£3.41
1111 - Classroom	Teaching Area:General	56.85	£0.05	101.26	£5.06	3,882.68	£194.13	68.30	£3.41
1112 - Classroom	Teaching Area:General	56.91	£0.05	101.37	£5.07	3,886.78	£194.34	68.30	£3.41
1113 - Classroom	Teaching Area:General	64.03	£0.05	114.05	£5.70	4,373.05	£218.65	68.30	£3.41
1114 - Circulation	Circulation area (corridors and stairways)	18.7	£0.05	33.31	£1.67	1,277.15	£63.86	68.30	£3.41
1115 - Office	Cellular Office Area	21.28	£0.05	37.90	£1.90	1,453.36	£72.67	68.30	£3.41
1116 - Classroom	Teaching Area:General	69.26	£0.05	123.37	£6.17	4,730.24	£236.51	68.30	£3.41
1117 - Office	Cellular Office Area	10.13	£0.05	18.04	£0.90	691.85	£34.59	68.30	£3.41
1117 - Teaching Storage	Storage Area/Cupboard	10.13	£0.05	102.33	£5.12	678.01	£33.90	66.93	£3.35
1118 - Photocopy	Cellular Office Area	5.5	£0.05	9.80	£0.49	375.63	£18.78	68.30	£3.41
1119 - Stairs	Circulation area (corridors and stairways)	18.56	£0.05	33.06	£1.65	1,267.59	£63.38	68.30	£3.41
1120 - Store	Storage Area/Cupboard	4.25	£0.05	7.57	£0.38	290.26	£14.51	68.30	£3.41
1121 - Art Room 1	Teaching Area:ICT Rich Classroom	91.73	£0.05	326.78	£16.34	12,529.75	£626.49	136.59	£6.83
1121 - WC	Toilet	7.61	£0.05	27.11	£1.36	1,039.48	£51.97	136.59	£6.83
1122 - Store	Storage Area/Cupboard	7.05	£0.05	12.56	£0.63	481.49	£24.07	68.30	£3.41

Space	Activity	Floor Area Served m2	Unit Cost kWh	Consumption for Month kWh	Cost for Month	Consumption Year to Month kWh	Cost Year to Month	Consumption Year to Month per m2 kWh	Cost Year to Month per m2
1122 - WC	Toilet	7.25	£0.05	25.83	£1.29	990.31	£49.52	136.59	£6.83
1123 - Corridor	Circulation area (corridors and stairways)	22.81	£0.05	40.63	£2.03	1,557.85	£77.89	68.30	£3.41
1124 - Kiln Room	Teaching Area:Workshop	13.71	£0.05	24.42	£1.22	936.35	£46.82	68.30	£3.41
1125 - Art Room	Teaching Area:ICT Rich Classroom	13.79	£0.05	24.56	£1.23	941.81	£47.09	68.30	£3.41
1126 - Art Room	Teaching Area:ICT Rich Classroom	13.47	£0.05	23.99	£1.20	919.96	£46.00	68.30	£3.41
1127 - Accessible WC	Toilet	5.35	£0.05	19.06	£0.95	730.78	£36.54	136.59	£6.83
1128 - Toilets	Toilet	11.4	£0.05	40.61	£2.03	1,557.17	£77.86	136.59	£6.83
1129 - Art Room 2	Teaching Area:ICT Rich Classroom	91.25	£0.05	325.07	£16.25	12,464.18	£623.21	136.59	£6.83
1130 - Store	Storage Area/Cupboard	4.66	£0.05	8.30	£0.42	318.26	£15.91	68.30	£3.41
1131 - Corridor	Circulation area (corridors and stairways)	32.24	£0.05	57.43	£2.87	2,201.89	£110.09	68.30	£3.41
1132 - Art Room 3	Teaching Area:ICT Rich Classroom	90.25	£0.05	321.50	£16.08	12,327.59	£616.38	136.59	£6.83
1133 - Store	Storage Area/Cupboard	6.77	£0.05	12.06	£0.60	462.37	£23.12	68.30	£3.41
1137 - Stairs/Lobby	Circulation area (corridors and stairways)	41.87	£0.05	74.58	£3.73	2,859.59	£142.98	68.30	£3.41
1138 - Ancillary	Storage Area/Cupboard	3.51	£0.05	35.46	£1.77	234.93	£11.75	66.93	£3.35
1138 - Lift	Lifts	3.51	£0.05	6.25	£0.31	239.72	£11.99	68.30	£3.41
1186 - Staircase	Circulation area (corridors and stairways)	26.96	£0.05	48.02	£2.40	1,841.28	£92.06	68.30	£3.41
2000 Lift	Lifts	3.76	£0.05	6.70	£0.33	256.80	£12.84	68.30	£3.41
2001 - WC	Toilet	12.68	£0.05	45.17	£2.26	1,732.01	£86.60	136.59	£6.83
2002 - Classroom	Teaching Area:General	42.66	£0.05	75.99	£3.80	2,913.55	£145.68	68.30	£3.41
2002 - General Teaching	Teaching Area:General	45.69	£0.05	461.55	£23.08	3,058.07	£152.90	66.93	£3.35
2002a - Store	Storage Area/Cupboard	1.17	£0.05	2.08	£0.10	79.91	£4.00	68.30	£3.41
2002b - Store	Storage Area/Cupboard	1.13	£0.05	2.01	£0.10	77.18	£3.86	68.30	£3.41
2003 - Classroom	Teaching Area:General	45.84	£0.05	81.65	£4.08	3,130.73	£156.54	68.30	£3.41
2003 - General Teaching	Teaching Area:General	48.56	£0.05	490.55	£24.53	3,250.16	£162.51	66.93	£3.35
2003a - Store	Storage Area/Cupboard	2.35	£0.05	4.19	£0.21	160.50	£8.02	68.30	£3.41
2004 - Store	Storage Area/Cupboard	7.18	£0.05	12.79	£0.64	490.37	£24.52	68.30	£3.41
2004 - Teaching Storage	Storage Area/Cupboard	8.18	£0.05	82.63	£4.13	547.49	£27.37	66.93	£3.35
2005 - Classroom	Teaching Area:General	45.68	£0.05	81.36	£4.07	3,119.80	£155.99	68.30	£3.41
2005 - General Teaching	Teaching Area:General	48.16	£0.05	486.50	£24.33	3,223.39	£161.17	66.93	£3.35

Space	Activity	Floor Area Served m2	Unit Cost kWh	Consumption for Month kWh	Cost for Month	Consumption Year to Month kWh	Cost Year to Month	Consumption Year to Month per m2 kWh	Cost Year to Month per m2
2006 - Teaching Storage	Storage Area/Cupboard	1.8	£0.05	18.18	£0.91	120.48	£6.02	66.93	£3.35
2007 - Classroom	Teaching Area:General	43	£0.05	76.59	£3.83	2,936.77	£146.84	68.30	£3.41
2007 - General Teaching	Teaching Area:General	46.06	£0.05	465.29	£23.26	3,082.84	£154.14	66.93	£3.35
2007a - Store	Storage Area/Cupboard	5.14	£0.05	9.16	£0.46	351.05	£17.55	68.30	£3.41
2008 - Corridor	Circulation area (corridors and stairways)	41.71	£0.05	74.29	£3.71	2,848.66	£142.43	68.30	£3.41
2009 - SEN	Teaching Area:Sensory Room	22.9	£0.05	40.79	£2.04	1,564.00	£78.20	68.30	£3.41
2010 - WC	Toilet	14.1	£0.05	50.23	£2.51	1,925.97	£96.30	136.59	£6.83
2011 - SEN	Teaching Area:Sensory Room	11.65	£0.05	20.75	£1.04	795.66	£39.78	68.30	£3.41
2012 - Learning Support	Cellular Office Area	5.8	£0.05	10.33	£0.52	396.12	£19.81	68.30	£3.41
2012 - Staff and Admin. spaces	Cellular Office Area	5.8	£0.05	58.59	£2.93	388.20	£19.41	66.93	£3.35
2013 - Store	Storage Area/Cupboard	1.32	£0.05	2.35	£0.12	90.15	£4.51	68.30	£3.41
2014 - WC	Toilet	15.32	£0.05	54.58	£2.73	2,092.62	£104.63	136.59	£6.83
2015 - SEN	Teaching Area:Sensory Room	15.21	£0.05	27.09	£1.35	1,038.80	£51.94	68.30	£3.41
2016 - SEN	Teaching Area:Sensory Room	46.03	£0.05	81.99	£4.10	3,143.71	£157.19	68.30	£3.41
2017 - SEN	Teaching Area:Sensory Room	26.32	£0.05	46.88	£2.34	1,797.57	£89.88	68.30	£3.41
2018 - Corridor	Circulation area (corridors and stairways)	28.94	£0.05	51.55	£2.58	1,976.51	£98.83	68.30	£3.41
2019 - Classroom	Teaching Area:General	52.45	£0.05	93.42	£4.67	3,582.17	£179.11	68.30	£3.41
2020 - IT	Teaching Area:High Density IT Suite	31.9	£0.05	56.82	£2.84	2,178.67	£108.93	68.30	£3.41
2021 - Store	Storage Area/Cupboard	2.95	£0.05	5.25	£0.26	201.48	£10.07	68.30	£3.41
2022 - Classroom	Teaching Area:General	40.5	£0.05	72.14	£3.61	2,766.02	£138.30	68.30	£3.41
2023 - Circulation	Circulation area (corridors and stairways)	17.71	£0.05	31.54	£1.58	1,209.54	£60.48	68.30	£3.41
2024 - Office	Cellular Office Area	12.96	£0.05	23.08	£1.15	885.13	£44.26	68.30	£3.41
2025 - Corridor	Circulation area (corridors and stairways)	50.18	£0.05	89.38	£4.47	3,427.14	£171.36	68.30	£3.41
2026 - Classroom	Teaching Area:General	64.48	£0.05	114.85	£5.74	4,403.78	£220.19	68.30	£3.41
2027 - House Keeping	Storage Area/Cupboard	14.05	£0.05	25.03	£1.25	959.57	£47.98	68.30	£3.41
2028 - Store	Storage Area/Cupboard	1.53	£0.05	2.73	£0.14	104.49	£5.22	68.30	£3.41
2029 - Store	Storage Area/Cupboard	19.84	£0.05	35.34	£1.77	1,355.01	£67.75	68.30	£3.41
2030 - Classroom	Teaching Area:General	58.02	£0.05	103.34	£5.17	3,962.59	£198.13	68.30	£3.41
2030 - IT	Teaching Area:High Density IT Suite	58.02	£0.05	586.11	£29.31	3,883.33	£194.17	66.93	£3.35

Space	Activity	Floor Area Served m2	Unit Cost kWh	Consumption for Month kWh	Cost for Month	Consumption Year to Month kWh	Cost Year to Month	Consumption Year to Month per m2 kWh	Cost Year to Month per m2
2031 - Office	Cellular Office Area	12.41	£0.05	22.10	£1.11	847.56	£42.38	68.30	£3.41
2032 - Circulation	Circulation area (corridors and stairways)	17.34	£0.05	30.89	£1.54	1,184.27	£59.21	68.30	£3.41
2033 - Classroom	Teaching Area:General	60.19	£0.05	107.21	£5.36	4,110.79	£205.54	68.30	£3.41
2034 - Office	Cellular Office Area	11.89	£0.05	21.18	£1.06	812.05	£40.60	68.30	£3.41
2035 - Laboratory	Teaching Area:Laboratory	86.29	£0.05	153.70	£7.68	5,893.34	£294.67	68.30	£3.41
2036 - Preparation Room	Teaching Area:Laboratory	23.79	£0.05	42.37	£2.12	1,624.78	£81.24	68.30	£3.41
2036 - Staff and Admin. spaces	Cellular Office Area	23.79	£0.05	240.32	£12.02	1,592.29	£79.61	66.93	£3.35
2037 - Corridor	Circulation area (corridors and stairways)	35.23	£0.05	62.75	£3.14	2,406.10	£120.30	68.30	£3.41
2038 - Laboratory	Teaching Area:Laboratory	80.19	£0.05	142.83	£7.14	5,476.73	£273.84	68.30	£3.41
2039 - Store	Storage Area/Cupboard	5.66	£0.05	10.08	£0.50	386.56	£19.33	68.30	£3.41
2040 - Laboratory	Teaching Area:Laboratory	89.03	£0.05	158.58	£7.93	6,080.47	£304.02	68.30	£3.41
2041 - Store	Storage Area/Cupboard	7.87	£0.05	14.02	£0.70	537.50	£26.87	68.30	£3.41
2041a Office	Cellular Office Area	5.4	£0.05	9.62	£0.48	368.80	£18.44	68.30	£3.41
2042 - Stairs	Circulation area (corridors and stairways)	17.75	£0.05	31.62	£1.58	1,212.27	£60.61	68.30	£3.41
2043 - Preparation Room	Teaching Area:Laboratory	34.2	£0.05	60.92	£3.05	2,335.75	£116.79	68.30	£3.41
2043 - Staff and Admin. spaces	Cellular Office Area	34.2	£0.05	345.48	£17.27	2,289.04	£114.45	66.93	£3.35
2044 - Teaching Storage	Storage Area/Cupboard	4.35	£0.05	43.94	£2.20	291.15	£14.56	66.93	£3.35
2045 - Science Office	Cellular Office Area	20.57	£0.05	36.64	£1.83	1,404.87	£70.24	68.30	£3.41
2046 - Laboratory	Teaching Area:Laboratory	86.65	£0.05	154.34	£7.72	5,917.93	£295.90	68.30	£3.41
2047 - Corridor	Circulation area (corridors and stairways)	50.62	£0.05	90.16	£4.51	3,457.19	£172.86	68.30	£3.41
2047a - Counselling Room	Consulting/treatment room	4.95	£0.05	8.82	£0.44	338.07	£16.90	68.30	£3.41
2048 - Store	Storage Area/Cupboard	3.76	£0.05	6.70	£0.33	256.80	£12.84	68.30	£3.41
2049 - Laboratory	Teaching Area:Laboratory	93.85	£0.05	167.16	£8.36	6,409.66	£320.48	68.30	£3.41
2050 - Laboratory	Teaching Area:Laboratory	88	£0.05	156.74	£7.84	6,010.13	£300.51	68.30	£3.41
2051 - Corridor	Circulation area (corridors and stairways)	37.19	£0.05	66.24	£3.31	2,539.96	£127.00	68.30	£3.41
2052 - Chemical Store	Storage Area/Cupboard	26.04	£0.05	46.38	£2.32	1,778.45	£88.92	68.30	£3.41
2053 - Office	Cellular Office Area	15.43	£0.05	27.48	£1.37	1,053.82	£52.69	68.30	£3.41
2054 - Laboratory	Teaching Area:Laboratory	37	£0.05	65.90	£3.30	2,526.99	£126.35	68.30	£3.41

Space	Activity	Floor Area Served m2	Unit Cost kWh	Consumption for Month kWh	Cost for Month	Consumption Year to Month kWh	Cost Year to Month	Consumption Year to Month per m2 kWh	Cost Year to Month per m2
2055 - Laboratory	Teaching Area:Laboratory	100.7	£0.05	179.37	£8.97	6,877.50	£343.87	68.30	£3.41
2056 - Laboratory	Teaching Area:Laboratory	88.24	£0.05	157.17	£7.86	6,026.52	£301.33	68.30	£3.41
2057 - Store	Storage Area/Cupboard	4.34	£0.05	7.73	£0.39	296.41	£14.82	68.30	£3.41
2058 - Corridor	Circulation area (corridors and stairways)	33.34	£0.05	59.38	£2.97	2,277.02	£113.85	68.30	£3.41
2059 - General Teaching	Teaching Area:General	40.93	£0.05	413.47	£20.67	2,739.48	£136.97	66.93	£3.35
2059 - IT	Teaching Area:High Density IT Suite	40.93	£0.05	72.90	£3.65	2,795.39	£139.77	68.30	£3.41
2060 - Classroom	Teaching Area:General	39.62	£0.05	70.57	£3.53	2,705.92	£135.30	68.30	£3.41
2061 - Plant	Light Plant Room	2.79	£0.05	4.97	£0.25	190.55	£9.53	68.30	£3.41
2062 - Common Room	Lounges	53.1	£0.05	536.41	£26.82	3,554.03	£177.70	66.93	£3.35
2062 - Meeting Room	Meeting Room	53.1	£0.05	94.58	£4.73	3,626.57	£181.33	68.30	£3.41
2063 - Study	Teaching Area:Learning Resource Centre	48.62	£0.05	86.60	£4.33	3,320.60	£166.03	68.30	£3.41
2064 - Corridor	Circulation area (corridors and stairways)	50.86	£0.05	90.59	£4.53	3,473.58	£173.68	68.30	£3.41
2065 - Store	Storage Area/Cupboard	2.97	£0.05	5.29	£0.26	202.84	£10.14	68.30	£3.41
2066 - Office	Cellular Office Area	9.57	£0.05	17.05	£0.85	653.60	£32.68	68.30	£3.41
2066 - Staff and Admin. spaces	Cellular Office Area	23.77	£0.05	240.12	£12.01	1,590.95	£79.55	66.93	£3.35
2066a - Office	Cellular Office Area	7.05	£0.05	12.56	£0.63	481.49	£24.07	68.30	£3.41
2067 - Office	Cellular Office Area	23.82	£0.05	42.43	£2.12	1,626.83	£81.34	68.30	£3.41
2068 - Common Room	Lounges	57.74	£0.05	583.28	£29.16	3,864.59	£193.23	66.93	£3.35
2068 - Meeting Room	Lounges	57.74	£0.05	102.85	£5.14	3,943.46	£197.17	68.30	£3.41
2069 - Store	Storage Area/Cupboard	1.61	£0.05	2.87	£0.14	109.96	£5.50	68.30	£3.41
2070 - WC	Toilet	23.62	£0.05	84.14	£4.21	3,226.35	£161.32	136.59	£6.83
2071 - WC	Toilet	16.87	£0.05	60.10	£3.00	2,304.34	£115.22	136.59	£6.83
2072 - Common Room	Lounges	60.08	£0.05	606.92	£30.35	4,021.21	£201.06	66.93	£3.35
2072 - Meeting Room	Meeting Room	60.08	£0.05	107.01	£5.35	4,103.28	£205.16	68.30	£3.41
2072 - Teaching Storage	Storage Area/Cupboard	4.95	£0.05	50.00	£2.50	331.31	£16.57	66.93	£3.35
2073 - Common Room	Lounges	20.4	£0.05	36.34	£1.82	1,393.26	£69.66	68.30	£3.41
2074 - SEN	Teaching Area:Sensory Room	6.25	£0.05	11.13	£0.56	426.86	£21.34	68.30	£3.41
2075 - SEN	Teaching Area:Sensory Room	2.75	£0.05	4.90	£0.24	187.82	£9.39	68.30	£3.41
2076 - SEN Classroom	Teaching Area:Sensory Room	2.75	£0.05	27.78	£1.39	184.06	£9.20	66.93	£3.35

Space	Activity	Floor Area Served m2	Unit Cost kWh	Consumption for Month kWh	Cost for Month	Consumption Year to Month kWh	Cost Year to Month	Consumption Year to Month per m2 kWh	Cost Year to Month per m2
2114 - Stairs	Circulation area (corridors and stairways)	15.07	£0.05	26.84	£1.34	1,029.23	£51.46	68.30	£3.41
2119 - Stairs	Circulation area (corridors and stairways)	20.26	£0.05	36.09	£1.80	1,383.70	£69.18	68.30	£3.41
2137 - Stairs/Lobby	Circulation area (corridors and stairways)	25.71	£0.05	45.79	£2.29	1,755.91	£87.80	68.30	£3.41
2138 - Ancillary	Storage Area/Cupboard	3.51	£0.05	35.46	£1.77	234.93	£11.75	66.93	£3.35
2138 - Lift	Lifts	3.51	£0.05	6.25	£0.31	239.72	£11.99	68.30	£3.41
2194 - Stairs	Circulation area (corridors and stairways)	25.52	£0.05	45.46	£2.27	1,742.94	£87.15	68.30	£3.41
3000 Lift	Lifts	3.76	£0.05	6.70	£0.33	256.80	£12.84	68.30	£3.41
3001 - Circulation	Circulation area (corridors and stairways)	10.95	£0.05	110.62	£5.53	732.89	£36.64	66.93	£3.35
3001 - Office	Cellular Office Area	10.95	£0.05	19.50	£0.98	747.85	£37.39	68.30	£3.41
3002 - Classroom	Teaching Area:General	45.27	£0.05	80.63	£4.03	3,091.80	£154.59	68.30	£3.41
3002a - Store	Storage Area/Cupboard	1.15	£0.05	2.05	£0.10	78.54	£3.93	68.30	£3.41
3002b - Store	Storage Area/Cupboard	1.15	£0.05	2.05	£0.10	78.54	£3.93	68.30	£3.41
3003 - Teaching Storage	Storage Area/Cupboard	1.73	£0.05	17.48	£0.87	115.79	£5.79	66.93	£3.35
3004 - Classroom	Teaching Area:General	48.57	£0.05	86.51	£4.33	3,317.18	£165.86	68.30	£3.41
3004a - Store	Storage Area/Cupboard	1.15	£0.05	2.05	£0.10	78.54	£3.93	68.30	£3.41
3004b - Store	Storage Area/Cupboard	1.15	£0.05	2.05	£0.10	78.54	£3.93	68.30	£3.41
3005 - Boiler/Plant	Light Plant Room	8.15	£0.05	82.33	£4.12	545.49	£27.27	66.93	£3.35
3005 - Office	Cellular Office Area	8.15	£0.05	14.52	£0.73	556.62	£27.83	68.30	£3.41
3006 - Classroom	Teaching Area:General	48.03	£0.05	85.55	£4.28	3,280.30	£164.02	68.30	£3.41
3006a - Store	Storage Area/Cupboard	1.17	£0.05	2.08	£0.10	79.91	£4.00	68.30	£3.41
3006b - Store	Storage Area/Cupboard	1.13	£0.05	2.01	£0.10	77.18	£3.86	68.30	£3.41
3006c Lobby	Circulation area (corridors and stairways)	2.13	£0.05	3.79	£0.19	145.47	£7.27	68.30	£3.41
3007 - Teaching Storage	Storage Area/Cupboard	1.71	£0.05	3.05	£0.15	116.79	£5.84	68.30	£3.41
3008 - Classroom	Teaching Area:General	45.84	£0.05	81.65	£4.08	3,130.73	£156.54	68.30	£3.41
3008a - Store	Storage Area/Cupboard	2.35	£0.05	4.19	£0.21	160.50	£8.02	68.30	£3.41
3023 - Stairs	Circulation area (corridors and stairways)	16.77	£0.05	29.87	£1.49	1,145.34	£57.27	68.30	£3.41
3042 - Stairs	Circulation area (corridors and stairways)	17.75	£0.05	31.62	£1.58	1,212.27	£60.61	68.30	£3.41
B001 - Boiler Room	Light Plant Room	67	£0.05	119.34	£5.97	4,575.89	£228.79	68.30	£3.41
Cupboard - Storage Area/Cupboard	Storage Area/Cupboard	2.66	£0.05	4.74	£0.24	181.67	£9.08	68.30	£3.41

Space	Activity	Floor Area Served m2	Unit Cost kWh	Consumption for Month kWh	Cost for Month	Consumption Year to Month kWh	Cost Year to Month	Consumption Year to Month per m2 kWh	Cost Year to Month per m2
EXT - External Space	External Space								
G000 Lift	Lifts	4.81	£0.05	8.57	£0.43	328.51	£16.43	68.30	£3.41
G001 - Art	Teaching Area:ICT Rich Classroom	86.93	£0.05	878.15	£43.91	5,818.30	£290.92	66.93	£3.35
G001 - Science Laboratory	Teaching Area:Laboratory	86.93	£0.05	154.84	£7.74	5,937.05	£296.85	68.30	£3.41
G002 - Preparation Room	Cellular Office Area	11.67	£0.05	20.79	£1.04	797.02	£39.85	68.30	£3.41
G002 - Teaching Storage	Storage Area/Cupboard	11.67	£0.05	117.89	£5.89	781.08	£39.05	66.93	£3.35
G003 - Teaching Storage	Storage Area/Cupboard	8.33	£0.05	84.15	£4.21	557.53	£27.88	66.93	£3.35
G004 - Art	Teaching Area:ICT Rich Classroom	83.27	£0.05	841.18	£42.06	5,573.34	£278.67	66.93	£3.35
G004 - Science Laboratory	Teaching Area:Laboratory	83.27	£0.05	148.32	£7.42	5,687.08	£284.35	68.30	£3.41
G005 - Corridor	Circulation area (corridors and stairways)	56.73	£0.05	101.05	£5.05	3,874.48	£193.72	68.30	£3.41
G006 - Stairs/Lobby	Circulation area (corridors and stairways)	10.64	£0.05	18.95	£0.95	726.68	£36.33	68.30	£3.41
G007 - Store	Storage Area/Cupboard	2.55	£0.05	4.54	£0.23	174.16	£8.71	68.30	£3.41
G008 - WC	Toilet	25.69	£0.05	91.52	£4.58	3,509.09	£175.45	136.59	£6.83
G009 - Store	Storage Area/Cupboard	1.74	£0.05	3.10	£0.15	118.84	£5.94	68.30	£3.41
G010 - Art	Teaching Area:ICT Rich Classroom	54.18	£0.05	547.32	£27.37	3,626.32	£181.32	66.93	£3.35
G010 - Classroom	Teaching Area:General	54.18	£0.05	96.50	£4.83	3,700.33	£185.02	68.30	£3.41
G011 - Art	Teaching Area:ICT Rich Classroom	88.16	£0.05	890.58	£44.53	5,900.63	£295.03	66.93	£3.35
G011 - Laboratory	Teaching Area:Laboratory	88.16	£0.05	157.03	£7.85	6,021.05	£301.05	68.30	£3.41
G012 - Lobby	Circulation area (corridors and stairways)	3.16	£0.05	5.63	£0.28	215.82	£10.79	68.30	£3.41
G013 - Preparation Room	Cellular Office Area	8.53	£0.05	15.19	£0.76	582.57	£29.13	68.30	£3.41
G013 - Staff and Admin. spaces	Cellular Office Area	8.53	£0.05	86.17	£4.31	570.92	£28.55	66.93	£3.35
G014 - Classroom	Teaching Area:General	38	£0.05	67.69	£3.38	2,595.28	£129.76	68.30	£3.41
G015 - WC	Toilet	25.6	£0.05	91.20	£4.56	3,496.80	£174.84	136.59	£6.83
G016 - Lobby	Circulation area (corridors and stairways)	2.84	£0.05	5.06	£0.25	193.96	£9.70	68.30	£3.41
G017 - Head Teacher Office	Cellular Office Area	33.4	£0.05	59.49	£2.97	2,281.12	£114.06	68.30	£3.41
G018 - WC	Toilet	3.21	£0.05	11.44	£0.57	438.47	£21.92	136.59	£6.83
G019 - WC	Toilet	11.13	£0.05	39.65	£1.98	1,520.29	£76.01	136.59	£6.83
G020 - Corridor	Circulation area (corridors and stairways)	21.36	£0.05	38.05	£1.90	1,458.82	£72.94	68.30	£3.41

Space	Activity	Floor Area Served m2	Unit Cost kWh	Consumption for Month kWh	Cost for Month	Consumption Year to Month kWh	Cost Year to Month	Consumption Year to Month per m2 kWh	Cost Year to Month per m2
G021 - Store	Storage Area/Cupboard	0.91	£0.05	1.62	£0.08	62.15	£3.11	68.30	£3.41
G022 - WC	Toilet	10.25	£0.05	36.51	£1.83	1,400.09	£70.00	136.59	£6.83
G023 - Stairs	Circulation area (corridors and stairways)	5.67	£0.05	10.10	£0.50	387.24	£19.36	68.30	£3.41
G024 - Office	Cellular Office Area	19.81	£0.05	35.29	£1.76	1,352.96	£67.65	68.30	£3.41
G025 - Corridor	Circulation area (corridors and stairways)	15.49	£0.05	27.59	£1.38	1,057.92	£52.90	68.30	£3.41
G026 - Classroom	Teaching Area:General	53.95	£0.05	96.10	£4.80	3,684.62	£184.23	68.30	£3.41
G027 - Office	Cellular Office Area	14.9	£0.05	26.54	£1.33	1,017.62	£50.88	68.30	£3.41
G028 - Store	Storage Area/Cupboard	2.75	£0.05	4.90	£0.24	187.82	£9.39	68.30	£3.41
G029 - Store	Storage Area/Cupboard	2.9	£0.05	5.17	£0.26	198.06	£9.90	68.30	£3.41
G030 - Store	Storage Area/Cupboard	1.35	£0.05	2.40	£0.12	92.20	£4.61	68.30	£3.41
G030 - Teaching Storage	Storage Area/Cupboard	2.06	£0.05	20.81	£1.04	137.88	£6.89	66.93	£3.35
G031 - Circulation	Circulation area (corridors and stairways)	23.29	£0.05	235.27	£11.76	1,558.82	£77.94	66.93	£3.35
G032 - Office	Cellular Office Area	20.61	£0.05	36.71	£1.84	1,407.60	£70.38	68.30	£3.41
G033 - Store	Storage Area/Cupboard	2.06	£0.05	3.67	£0.18	140.69	£7.03	68.30	£3.41
G033 - Teaching Storage	Storage Area/Cupboard	1.35	£0.05	13.64	£0.68	90.36	£4.52	66.93	£3.35
G034 - Circulation	Circulation area (corridors and stairways)	12.88	£0.05	130.11	£6.51	862.07	£43.10	66.93	£3.35
G035 - Circulation	Circulation area (corridors and stairways)	68.48	£0.05	121.98	£6.10	4,676.97	£233.85	68.30	£3.41
G035 - Staff and Admin. spaces	Cellular Office Area	11.29	£0.05	114.05	£5.70	755.65	£37.78	66.93	£3.35
G036 - Office	Cellular Office Area	41.03	£0.05	73.08	£3.65	2,802.22	£140.11	68.30	£3.41
G037 - Office	Cellular Office Area	8.66	£0.05	15.43	£0.77	591.45	£29.57	68.30	£3.41
G038 - Office	Cellular Office Area	7.99	£0.05	14.23	£0.71	545.69	£27.28	68.30	£3.41
G039 - Office	Cellular Office Area	11.53	£0.05	20.54	£1.03	787.46	£39.37	68.30	£3.41
G040 - Store	Storage Area/Cupboard	1.21	£0.05	2.16	£0.11	82.64	£4.13	68.30	£3.41
G041 - Electric	Storage Area/Cupboard	5.17	£0.05	9.21	£0.46	353.09	£17.65	68.30	£3.41
G042 - Stairs/Lobby	Circulation area (corridors and stairways)	18.14	£0.05	32.31	£1.62	1,238.91	£61.95	68.30	£3.41
G043 - Office	Cellular Office Area	2.56	£0.05	4.56	£0.23	174.84	£8.74	68.30	£3.41
G043 - Teaching Storage	Storage Area/Cupboard	1.51	£0.05	15.25	£0.76	101.07	£5.05	66.93	£3.35
G044 - Medical	Consulting/treatment room	11.15	£0.05	19.86	£0.99	761.51	£38.08	68.30	£3.41

Space	Activity	Floor Area Served m2	Unit Cost kWh	Consumption for Month kWh	Cost for Month	Consumption Year to Month kWh	Cost Year to Month	Consumption Year to Month per m2 kWh	Cost Year to Month per m2
G044 - Staff and Admin. spaces	Cellular Office Area	11.15	£0.05	112.64	£5.63	746.28	£37.31	66.93	£3.35
G045 - Office	Cellular Office Area	15.92	£0.05	28.36	£1.42	1,087.29	£54.36	68.30	£3.41
G046 - Circulation	Circulation area (corridors and stairways)	43.19	£0.05	436.30	£21.81	2,890.75	£144.54	66.93	£3.35
G047 - Hall	Teaching Area:Dry Sports Hall	194.18	£0.05	1,863.35	£93.17	12,345.82	£617.29	63.58	£3.18
G048 - Drama	Teaching Area:Studio	56.21	£0.05	1,160.70	£58.04	7,690.37	£384.52	136.81	£6.84
G049 - Drama	Teaching Area:Studio	50.26	£0.05	182.99	£9.15	7,016.66	£350.83	139.61	£6.98
G050 - Drama	Teaching Area:Studio	52.36	£0.05	190.64	£9.53	7,309.83	£365.49	139.61	£6.98
G051 - Lobby	Circulation area (corridors and stairways)	11.54	£0.05	20.55	£1.03	788.15	£39.41	68.30	£3.41
G052 - Store	Storage Area/Cupboard	3.46	£0.05	6.16	£0.31	236.31	£11.82	68.30	£3.41
G053 - WC	Toilet	4.04	£0.05	14.39	£0.72	551.84	£27.59	136.59	£6.83
G054 - Store	Storage Area/Cupboard	7.49	£0.05	13.34	£0.67	511.54	£25.58	68.30	£3.41
G055 - Duct	Storage Area/Cupboard	0.83	£0.05	1.48	£0.07	56.69	£2.83	68.30	£3.41
G056 - Store	Storage Area/Cupboard	2.07	£0.05	3.69	£0.18	141.37	£7.07	68.30	£3.41
G057 - Store	Storage Area/Cupboard	3.75	£0.05	6.68	£0.33	256.11	£12.81	68.30	£3.41
G058 - Store	Storage Area/Cupboard	3.49	£0.05	6.22	£0.31	238.36	£11.92	68.30	£3.41
G059 - Circulation	Circulation area (corridors and stairways)	32.74	£0.05	330.73	£16.54	2,191.32	£109.57	66.93	£3.35
G060 - Teaching Storage	Storage Area/Cupboard	0.45	£0.05	4.55	£0.23	30.12	£1.51	66.93	£3.35
G061 - Circulation	Circulation area (corridors and stairways)	10.02	£0.05	101.22	£5.06	670.65	£33.53	66.93	£3.35
G062 - Pupil Changing / Toilets	Toilet	2.44	£0.05	49.30	£2.46	326.62	£16.33	133.86	£6.69
G063 - Pupil Changing / Toilets	Toilet	7.36	£0.05	148.70	£7.43	985.22	£49.26	133.86	£6.69
G064 - Pupil Changing / Toilets	Toilet	3.7	£0.05	74.75	£3.74	495.29	£24.76	133.86	£6.69
G065 - Staff and Admin. spaces	Cellular Office Area	11.97	£0.05	120.92	£6.05	801.16	£40.06	66.93	£3.35
G066 - Circulation	Circulation area (corridors and stairways)	6.61	£0.05	66.77	£3.34	442.41	£22.12	66.93	£3.35
G067 - Music	Teaching Area:Music	19.51	£0.05	197.09	£9.85	1,305.82	£65.29	66.93	£3.35
G068 - Music	Teaching Area:Music	57.43	£0.05	580.15	£29.01	3,843.84	£192.19	66.93	£3.35
G069 - Music	Teaching Area:Music	58.44	£0.05	590.35	£29.52	3,911.44	£195.57	66.93	£3.35
G070 - Music	Teaching Area:Music	23.89	£0.05	241.33	£12.07	1,598.98	£79.95	66.93	£3.35
G071 - Lobby	Circulation area (corridors and stairways)	18.18	£0.05	32.38	£1.62	1,241.64	£62.08	68.30	£3.41

Space	Activity	Floor Area Served m2	Unit Cost kWh	Consumption for Month kWh	Cost for Month	Consumption Year to Month kWh	Cost Year to Month	Consumption Year to Month per m2 kWh	Cost Year to Month per m2
G072 - Store	Storage Area/Cupboard	3.07	£0.05	5.47	£0.27	209.67	£10.48	68.30	£3.41
G073 - Office	Cellular Office Area	6.88	£0.05	12.25	£0.61	469.88	£23.49	68.30	£3.41
G074 - Office	Cellular Office Area	6.15	£0.05	10.95	£0.55	420.03	£21.00	68.30	£3.41
G075 - Gymnasium	Teaching Area:Fitness Suite/Gym	255.22	£0.05	929.25	£46.46	35,630.55	£1,781.53	139.61	£6.98
G076 - Store	Storage Area/Cupboard	15.57	£0.05	27.73	£1.39	1,063.38	£53.17	68.30	£3.41
G076 - Teaching Storage	Storage Area/Cupboard	11.52	£0.05	116.37	£5.82	771.04	£38.55	66.93	£3.35
G077 - Corridor	Circulation area (corridors and stairways)	19.95	£0.05	35.53	£1.78	1,362.52	£68.13	68.30	£3.41
G078 - Pupil Changing / Toilets	Toilet	8.72	£0.05	176.18	£8.81	1,167.27	£58.36	133.86	£6.69
G078 - Store	Storage Area/Cupboard	8.72	£0.05	31.06	£1.55	1,191.10	£59.55	136.59	£6.83
G079 - Lobby	Circulation area (corridors and stairways)	4.41	£0.05	7.86	£0.39	301.19	£15.06	68.30	£3.41
G080 - Changing Rooms	Changing Area with Shower	34.88	£0.05	124.26	£6.21	4,764.39	£238.22	136.59	£6.83
G081 - Pupil Changing / Toilets	Changing Area with Shower	13.69	£0.05	276.59	£13.83	1,832.57	£91.63	133.86	£6.69
G081 - Showers	Changing Area with Shower	13.69	£0.05	48.77	£2.44	1,869.97	£93.50	136.59	£6.83
G082 - Store	Storage Area/Cupboard	3.07	£0.05	5.47	£0.27	209.67	£10.48	68.30	£3.41
G083 - WC	Toilet	9.62	£0.05	34.27	£1.71	1,314.03	£65.70	136.59	£6.83
G084 - Lobby	Circulation area (corridors and stairways)	4.94	£0.05	8.80	£0.44	337.39	£16.87	68.30	£3.41
G085 - WC	Toilet	10.06	£0.05	35.84	£1.79	1,374.13	£68.71	136.59	£6.83
G086 - Changing Rooms	Changing Area with Shower	33.19	£0.05	118.24	£5.91	4,533.55	£226.68	136.59	£6.83
G087 - Store	Storage Area/Cupboard	2.71	£0.05	4.83	£0.24	185.08	£9.25	68.30	£3.41
G088 - Pupil Changing / Toilets	Changing Area with Shower	13.26	£0.05	267.90	£13.40	1,775.01	£88.75	133.86	£6.69
G088 - Showers	Changing Area with Shower	13.26	£0.05	47.24	£2.36	1,811.23	£90.56	136.59	£6.83
G089 - Stairs/Landing	Circulation area (corridors and stairways)	12.23	£0.05	21.78	£1.09	835.27	£41.76	68.30	£3.41
G090 - Store	Storage Area/Cupboard	1.38	£0.05	2.46	£0.12	94.25	£4.71	68.30	£3.41
G091 - Lobby	Circulation area (corridors and stairways)	5.38	£0.05	9.58	£0.48	367.44	£18.37	68.30	£3.41
G092 - Teaching Storage	Storage Area/Cupboard	1.21	£0.05	12.22	£0.61	80.99	£4.05	66.93	£3.35
G093 - Classroom	Teaching Area:General	52.42	£0.05	93.37	£4.67	3,580.12	£179.01	68.30	£3.41
G094 - WC	Toilet	9.88	£0.05	35.20	£1.76	1,349.55	£67.48	136.59	£6.83
G095 - Office	Cellular Office Area	8.7	£0.05	15.50	£0.77	594.18	£29.71	68.30	£3.41
G096 - Classroom	Teaching Area:General	51.06	£0.05	90.95	£4.55	3,487.24	£174.36	68.30	£3.41

Space	Activity	Floor Area Served m2	Unit Cost kWh	Consumption for Month kWh	Cost for Month	Consumption Year to Month kWh	Cost Year to Month	Consumption Year to Month per m2 kWh	Cost Year to Month per m2
G097 - Store	Storage Area/Cupboard	2.01	£0.05	3.58	£0.18	137.28	£6.86	68.30	£3.41
G098 - Corridor	Circulation area (corridors and stairways)	22.74	£0.05	40.50	£2.03	1,553.07	£77.65	68.30	£3.41
G099 - Hall	Teaching Area:Dry Sports Hall	48.93	£0.05	469.53	£23.48	3,110.93	£155.55	63.58	£3.18
G099 - Meeting Room	Meeting Room	48.93	£0.05	87.15	£4.36	3,341.77	£167.09	68.30	£3.41
G099a Tea Point	Catering: Kitchenette (small appliances, fridge)	5.06	£0.05	18.03	£0.90	691.16	£34.56	136.59	£6.83
G100 - Classroom	Teaching Area:General	48.92	£0.05	87.14	£4.36	3,341.08	£167.05	68.30	£3.41
G101 - Corridor	Circulation area (corridors and stairways)	29.23	£0.05	52.06	£2.60	1,996.32	£99.82	68.30	£3.41
G102 - WC	Toilet	11.37	£0.05	40.50	£2.03	1,553.07	£77.65	136.59	£6.83
G103 - Ducts	Storage Area/Cupboard	5.44	£0.05	9.69	£0.48	371.54	£18.58	68.30	£3.41
G104 - Electric Store	Storage Area/Cupboard	1.8	£0.05	3.21	£0.16	122.93	£6.15	68.30	£3.41
G105 - Classroom	Teaching Area:General	51.75	£0.05	92.18	£4.61	3,534.36	£176.72	68.30	£3.41
G106 - Deputy Head	Cellular Office Area	19.78	£0.05	35.23	£1.76	1,350.91	£67.55	68.30	£3.41
G107 - Classroom	Teaching Area:General	57.8	£0.05	102.95	£5.15	3,947.56	£197.38	68.30	£3.41
G108 - Store	Storage Area/Cupboard	3.18	£0.05	5.66	£0.28	217.18	£10.86	68.30	£3.41
G109 - Office	Cellular Office Area	22.5	£0.05	40.08	£2.00	1,536.68	£76.83	68.30	£3.41
G110 - Lobby	Circulation area (corridors and stairways)	14.67	£0.05	26.13	£1.31	1,001.92	£50.10	68.30	£3.41
G111 - Store	Storage Area/Cupboard	1.35	£0.05	2.40	£0.12	92.20	£4.61	68.30	£3.41
G112 - Office	Cellular Office Area	22.57	£0.05	40.20	£2.01	1,541.46	£77.07	68.30	£3.41
G113 - WC	Toilet	15.94	£0.05	56.78	£2.84	2,177.31	£108.87	136.59	£6.83
G114 - Stairs/Landing	Circulation area (corridors and stairways)	26.42	£0.05	47.06	£2.35	1,804.40	£90.22	68.30	£3.41
G115 - Classroom	Teaching Area:General	60.69	£0.05	108.10	£5.41	4,144.94	£207.25	68.30	£3.41
G116 - Office	Cellular Office Area	22.73	£0.05	40.49	£2.02	1,552.39	£77.62	68.30	£3.41
G117 - IT	Teaching Area:High Density IT Suite	65.16	£0.05	116.06	£5.80	4,450.23	£222.51	68.30	£3.41
G117a - IT	Teaching Area:ICT Rich Classroom	63.97	£0.05	113.94	£5.70	4,368.95	£218.45	68.30	£3.41
G118 - Lobby	Circulation area (corridors and stairways)	18.15	£0.05	32.33	£1.62	1,239.59	£61.98	68.30	£3.41
G119 - Stairs	Circulation area (corridors and stairways)	18.2	£0.05	32.42	£1.62	1,243.00	£62.15	68.30	£3.41
G120 - Store	Storage Area/Cupboard	1.44	£0.05	2.56	£0.13	98.35	£4.92	68.30	£3.41
G121 - Art	Teaching Area:ICT Rich Classroom	41.63	£0.05	420.54	£21.03	2,786.33	£139.32	66.93	£3.35
G121 - Classroom	Teaching Area:General	41.63	£0.05	74.15	£3.71	2,843.20	£142.16	68.30	£3.41

Space	Activity	Floor Area Served m2	Unit Cost kWh	Consumption for Month kWh	Cost for Month	Consumption Year to Month kWh	Cost Year to Month	Consumption Year to Month per m2 kWh	Cost Year to Month per m2
G122 - Art	Teaching Area:ICT Rich Classroom	19.27	£0.05	194.66	£9.73	1,289.76	£64.49	66.93	£3.35
G123 - Canteen	Catering: Eating/drinking area	252.59	£0.05	449.91	£22.50	17,251.11	£862.56	68.30	£3.41
G124 - Store	Storage Area/Cupboard	3.36	£0.05	5.98	£0.30	229.48	£11.47	68.30	£3.41
G125 - Kitchen	Catering: Full Kitchen Preparing Hot Meals	94.77	£0.05	429.53	£21.48	16,469.79	£823.49	173.79	£8.69
G126 - Plant	Light Plant Room	30.52	£0.05	54.36	£2.72	2,084.42	£104.22	68.30	£3.41
G127 - Kitchen	Catering: Kitchenette (small appliances, fridge	8.49	£0.05	171.53	£8.58	1,136.49	£56.82	133.86	£6.69
G127 - Store	Storage Area/Cupboard	8.49	£0.05	30.24	£1.51	1,159.68	£57.98	136.59	£6.83
G128 - Kitchen	Catering: Kitchenette (small appliances, fridge	12.82	£0.05	259.01	£12.95	1,716.11	£85.81	133.86	£6.69
G128 - Store	Storage Area/Cupboard	12.82	£0.05	45.67	£2.28	1,751.13	£87.56	136.59	£6.83
G129 - Kitchen	Catering: Kitchenette (small appliances, fridge	3.25	£0.05	65.66	£3.28	435.05	£21.75	133.86	£6.69
G129 - Lobby	Circulation area (corridors and stairways)	3.25	£0.05	11.58	£0.58	443.93	£22.20	136.59	£6.83
G130 - Kitchen	Catering: Kitchenette (small appliances, fridge	1.19	£0.05	24.04	£1.20	159.30	£7.96	133.86	£6.69
G130 - Store	Storage Area/Cupboard	1.19	£0.05	4.24	£0.21	162.55	£8.13	136.59	£6.83
G131 - Kitchen	Catering: Kitchenette (small appliances, fridge	4.42	£0.05	89.30	£4.47	591.67	£29.58	133.86	£6.69
G131 - WC	Toilet	4.42	£0.05	15.75	£0.79	603.74	£30.19	136.59	£6.83
G132 - Lobby	Circulation area (corridors and stairways)	17.28	£0.05	30.78	£1.54	1,180.17	£59.01	68.30	£3.41
G133 - WC	Toilet	16.68	£0.05	59.42	£2.97	2,278.38	£113.92	136.59	£6.83
G134 - WC	Toilet	15.72	£0.05	56.00	£2.80	2,147.25	£107.36	136.59	£6.83
G135 - Store	Storage Area/Cupboard	3.76	£0.05	6.70	£0.33	256.80	£12.84	68.30	£3.41
G136 - Pupil Changing / Toilets	Toilet	5.52	£0.05	111.52	£5.58	738.92	£36.95	133.86	£6.69
G136 - Store	Storage Area/Cupboard	5.52	£0.05	19.66	£0.98	754.00	£37.70	136.59	£6.83
G137 - Stairs/Lobby	Circulation area (corridors and stairways)	14.51	£0.05	25.85	£1.29	990.99	£49.55	68.30	£3.41
G138 - Ancillary	Storage Area/Cupboard	3.33	£0.05	33.64	£1.68	222.88	£11.14	66.93	£3.35
G138 - Lift	Lifts	3.33	£0.05	5.93	£0.30	227.43	£11.37	68.30	£3.41
G139 - Lift Motor	Storage Area/Cupboard	3.76	£0.05	6.70	£0.33	256.80	£12.84	68.30	£3.41
G140 - General Teaching	Teaching Area:General	61.52	£0.05	621.46	£31.07	4,117.59	£205.88	66.93	£3.35
G141 - Store	Storage Area/Cupboard	4.72	£0.05	8.41	£0.42	322.36	£16.12	68.30	£3.41
G142 - Entrance Lobby	Circulation area (corridors and stairways)	18.35	£0.05	32.68	£1.63	1,253.25	£62.66	68.30	£3.41
G143 - WC	Toilet	2.69	£0.05	9.58	£0.48	367.44	£18.37	136.59	£6.83

Space	Activity	Floor Area Served m2	Unit Cost kWh	Consumption for Month kWh	Cost for Month	Consumption Year to Month kWh	Cost Year to Month	Consumption Year to Month per m2 kWh	Cost Year to Month per m2
G144 - Changing	Changing Area with Shower	36.2	£0.05	128.96	£6.45	4,944.70	£247.23	136.59	£6.83
G144 - Pupil Changing / Toilets	Changing Area with Shower	38.4	£0.05	775.82	£38.79	5,140.29	£257.01	133.86	£6.69
G145 - WC	Toilet	3.25	£0.05	11.58	£0.58	443.93	£22.20	136.59	£6.83
G146 - Changing	Changing Area with Shower	38.13	£0.05	135.83	£6.79	5,208.32	£260.42	136.59	£6.83
G146 - Pupil Changing / Toilets	Changing Area with Shower	42.41	£0.05	856.84	£42.84	5,677.08	£283.85	133.86	£6.69
G147 - Pupil Changing / Toilets	Toilet	5.99	£0.05	121.02	£6.05	801.83	£40.09	133.86	£6.69
G147 - WC	Toilet	3.4	£0.05	12.11	£0.61	464.42	£23.22	136.59	£6.83
G148 - Ancillary	Storage Area/Cupboard	2.51	£0.05	25.36	£1.27	168.00	£8.40	66.93	£3.35
G148 - Laundry	Storage Area/Cupboard	6.44	£0.05	11.47	£0.57	439.83	£21.99	68.30	£3.41
G149 - PE	Teaching Area:Fitness Suite/Gym	679.37	£0.05	14,028.57	£701.43	92,947.96	£4,647.40	136.81	£6.84
G149 - Sports Hall	Teaching Area:Dry Sports Hall	679.37	£0.05	1,149.49	£57.47	44,075.38	£2,203.77	64.88	£3.24
G150 - Teaching Storage	Storage Area/Cupboard	19.98	£0.05	201.83	£10.09	1,337.28	£66.86	66.93	£3.35
G151 - Fitness Suite	Teaching Area:Fitness Suite/Gym	52.13	£0.05	189.80	£9.49	7,277.72	£363.89	139.61	£6.98
G151 - PE	Teaching Area:Fitness Suite/Gym	31.65	£0.05	653.55	£32.68	4,330.19	£216.51	136.81	£6.84
G152 - Lobby	Circulation area (corridors and stairways)	23.37	£0.05	41.63	£2.08	1,596.10	£79.80	68.30	£3.41
G153 - WC	Toilet	2.94	£0.05	10.47	£0.52	401.59	£20.08	136.59	£6.83
G154 - Changing	Changing Area with Shower	6.98	£0.05	24.87	£1.24	953.42	£47.67	136.59	£6.83
G155 - Office	Cellular Office Area	8.62	£0.05	15.35	£0.77	588.72	£29.44	68.30	£3.41
G156 - Cupboard	Storage Area/Cupboard	1.41	£0.05	2.51	£0.13	96.30	£4.81	68.30	£3.41
G157 - Dance	Teaching Area:Studio	200.36	£0.05	729.50	£36.48	27,971.70	£1,398.58	139.61	£6.98
G157 - Drama	Teaching Area:Studio	223.63	£0.05	4,617.82	£230.89	30,595.92	£1,529.80	136.81	£6.84
G157a - Store	Storage Area/Cupboard	22.32	£0.05	39.76	£1.99	1,524.39	£76.22	68.30	£3.41
G158 - Lobby	Circulation area (corridors and stairways)	4.22	£0.05	7.52	£0.38	288.21	£14.41	68.30	£3.41
G159 - Changing	Toilet	27.42	£0.05	97.68	£4.88	3,745.40	£187.27	136.59	£6.83
G160 - WC	Toilet	6.65	£0.05	23.69	£1.18	908.35	£45.42	136.59	£6.83
G161 - Plant	Light Plant Room	29.92	£0.05	53.29	£2.66	2,043.44	£102.17	68.30	£3.41
G162 - Circulation	Circulation area (corridors and stairways)	45.58	£0.05	460.44	£23.02	3,050.71	£152.54	66.93	£3.35
G170 - 6th Form Canteen	Catering: Eating/drinking area	79.34	£0.05	282.64	£14.13	10,837.35	£541.87	136.59	£6.83
G171 - Pupil Entrance	Circulation area (corridors and stairways)	49.9	£0.05	88.88	£4.44	3,408.02	£170.40	68.30	£3.41

Space	Activity	Floor Area Served m2	Unit Cost kWh	Consumption for Month kWh	Cost for Month	Consumption Year to Month kWh	Cost Year to Month	Consumption Year to Month per m2 kWh	Cost Year to Month per m2
G172 - Reception	Cellular Office Area	11.4	£0.05	20.31	£1.02	778.58	£38.93	68.30	£3.41
G173 - General Admin Office	Cellular Office Area	27.7	£0.05	49.34	£2.47	1,891.82	£94.59	68.30	£3.41
G174 - Chair Store	Storage Area/Cupboard	8.7	£0.05	15.50	£0.77	594.18	£29.71	68.30	£3.41
G175 - Office	Cellular Office Area	8.7	£0.05	15.50	£0.77	594.18	£29.71	68.30	£3.41
G176 - Principal Office/Admin	Cellular Office Area	13.1	£0.05	23.33	£1.17	894.69	£44.73	68.30	£3.41
G177 - Visitors/Waiting	Circulation area (corridors and stairways)	23.9	£0.05	42.57	£2.13	1,632.30	£81.61	68.30	£3.41
G178 - Corridor	Circulation area (corridors and stairways)	12.4	£0.05	22.09	£1.10	846.88	£42.34	68.30	£3.41
G179 - Meeting/General Teaching	Teaching Area:General	67.4	£0.05	120.05	£6.00	4,603.21	£230.16	68.30	£3.41
G180 - Corridor	Circulation area (corridors and stairways)	25.39	£0.05	45.22	£2.26	1,734.06	£86.70	68.30	£3.41
G181 - Interview Room	Cellular Office Area	8.4	£0.05	14.96	£0.75	573.69	£28.68	68.30	£3.41
G182 - General Teaching	Teaching Area:General	68.9	£0.05	122.72	£6.14	4,705.66	£235.28	68.30	£3.41
G183 - Junior Hall	Teaching Area:Dry Sports Hall	252.8	£0.05	427.74	£21.39	16,400.87	£820.04	64.88	£3.24
G184 - Corridor	Circulation area (corridors and stairways)	48.1	£0.05	85.68	£4.28	3,285.08	£164.25	68.30	£3.41
G185 - General Teaching	Teaching Area:General	56.9	£0.05	101.35	£5.07	3,886.09	£194.30	68.30	£3.41
G186 - Stairs	Circulation area (corridors and stairways)	27.8	£0.05	49.52	£2.48	1,898.65	£94.93	68.30	£3.41
G187 - General Teaching	Teaching Area:General	57.6	£0.05	102.60	£5.13	3,933.90	£196.70	68.30	£3.41
G188 - General Teaching	Teaching Area:General	56	£0.05	99.75	£4.99	3,824.63	£191.23	68.30	£3.41
G189 - Stage Area	Stage (theatres and event buildings)	69.4	£0.05	123.61	£6.18	4,739.80	£236.99	68.30	£3.41
G190 - Store	Storage Area/Cupboard	12.1	£0.05	21.55	£1.08	826.39	£41.32	68.30	£3.41
G191 - Props	Storage Area/Cupboard	7.7	£0.05	13.72	£0.69	525.89	£26.29	68.30	£3.41
G192 - Cleaner	Storage Area/Cupboard	2	£0.05	7.12	£0.36	273.19	£13.66	136.59	£6.83
G193 - Corridor	Circulation area (corridors and stairways)	48.43	£0.05	86.26	£4.31	3,307.62	£165.38	68.30	£3.41
G194 - General Teaching/Music	Teaching Area:General	69.7	£0.05	124.15	£6.21	4,760.29	£238.01	68.30	£3.41
G195 - Music Classroom	Teaching Area:Music	65.7	£0.05	117.02	£5.85	4,487.11	£224.36	68.30	£3.41
G196 - Accessible W.C	Toilet	3.5	£0.05	12.47	£0.62	478.08	£23.90	136.59	£6.83
G197 - Music Store	Storage Area/Cupboard	8.4	£0.05	14.96	£0.75	573.69	£28.68	68.30	£3.41
G198 - Practice	Teaching Area:Music	8.5	£0.05	15.14	£0.76	580.52	£29.03	68.30	£3.41
G199 - Practice	Teaching Area:Music	8.9	£0.05	15.85	£0.79	607.84	£30.39	68.30	£3.41
G200 - Practice	Teaching Area:Music	18.6	£0.05	33.13	£1.66	1,270.32	£63.52	68.30	£3.41

Space	Activity	Floor Area Served m2	Unit Cost kWh	Consumption for Month kWh	Cost for Month	Consumption Year to Month kWh	Cost Year to Month	Consumption Year to Month per m2 kWh	Cost Year to Month per m2
G201 - Recording Studio	Teaching Area:Studio	13.7	£0.05	49.88	£2.49	1,912.62	£95.63	139.61	£6.98
G202 - Corridor	Circulation area (corridors and stairways)	34.63	£0.05	61.68	£3.08	2,365.12	£118.26	68.30	£3.41
G203 - Music Classroom	Teaching Area:Music	65.6	£0.05	116.85	£5.84	4,480.28	£224.01	68.30	£3.41
G204 - Music Office	Cellular Office Area	11.6	£0.05	20.66	£1.03	792.24	£39.61	68.30	£3.41
G205 - Store	Storage Area/Cupboard	7	£0.05	12.47	£0.62	478.08	£23.90	68.30	£3.41
G206 - Store	Storage Area/Cupboard	7	£0.05	12.47	£0.62	478.08	£23.90	68.30	£3.41
G207 - Corridor	Circulation area (corridors and stairways)	36.92	£0.05	65.76	£3.29	2,521.52	£126.08	68.30	£3.41
G208 - Female Staff/Visitors WC	Toilet	10.1	£0.05	35.98	£1.80	1,379.60	£68.98	136.59	£6.83
G209 - Male Staff/Visitors WC	Toilet	8.97	£0.05	31.95	£1.60	1,225.25	£61.26	136.59	£6.83
G210 - Accessible WC	Toilet	3.58	£0.05	12.75	£0.64	489.01	£24.45	136.59	£6.83
G211 - Boiler House & Electrical Switchgear	Light Plant Room	54.5	£0.05	97.07	£4.85	3,722.18	£186.11	68.30	£3.41
G212 - Gas Meter	Light Plant Room	8.09	£0.05	14.41	£0.72	552.52	£27.63	68.30	£3.41
G212a Sports Store	Storage Area/Cupboard	15.39	£0.05	27.41	£1.37	1,051.09	£52.55	68.30	£3.41
G213 - Reception Lobby	Circulation area (corridors and stairways)	34.98	£0.05	62.31	£3.12	2,389.03	£119.45	68.30	£3.41
G214 - Office	Cellular Office Area	10.59	£0.05	18.86	£0.94	723.26	£36.16	68.30	£3.41
G215 - Store	Storage Area/Cupboard	1.72	£0.05	3.06	£0.15	117.47	£5.87	68.30	£3.41
G216 - Male WC	Toilet	13.54	£0.05	48.23	£2.41	1,849.48	£92.47	136.59	£6.83
G217 - Female WC	Toilet	13.25	£0.05	47.20	£2.36	1,809.87	£90.49	136.59	£6.83
G218 - Lounge	Lounges	74.69	£0.05	133.04	£6.65	5,101.10	£255.05	68.30	£3.41
G219 - Store	Storage Area/Cupboard	11.9	£0.05	21.20	£1.06	812.73	£40.64	68.30	£3.41
G220 - Café	Catering: Snack Bar with Chilled Cabinets	7.48	£0.05	26.65	£1.33	1,021.72	£51.09	136.59	£6.83
G221 - Office	Cellular Office Area	12.39	£0.05	22.07	£1.10	846.20	£42.31	68.30	£3.41
G222 - Store	Storage Area/Cupboard	2.31	£0.05	4.11	£0.21	157.77	£7.89	68.30	£3.41
G223 - Hall	Teaching Area:Dry Sports Hall	92.54	£0.05	156.58	£7.83	6,003.70	£300.19	64.88	£3.24
G224 - Garage	External Space								
G225 - Classroom	Teaching Area:General	27.26	£0.05	48.56	£2.43	1,861.77	£93.09	68.30	£3.41
G226 - Office	Cellular Office Area	12.87	£0.05	22.92	£1.15	878.98	£43.95	68.30	£3.41
G227 - Store	Storage Area/Cupboard	2.78	£0.05	4.95	£0.25	189.87	£9.49	68.30	£3.41
G228 - Admin	Cellular Office Area	5.58	£0.05	9.94	£0.50	381.10	£19.05	68.30	£3.41

Space	Activity	Floor Area Served m2	Unit Cost kWh	Consumption for Month kWh	Cost for Month	Consumption Year to Month kWh	Cost Year to Month	Consumption Year to Month per m2 kWh	Cost Year to Month per m2
G229 - Boiler Room	Light Plant Room	8.28	£0.05	14.75	£0.74	565.50	£28.27	68.30	£3.41
G230 - Meters	Light Plant Room	1.58	£0.05	2.81	£0.14	107.91	£5.40	68.30	£3.41
Total		16,514.22		76,831.80	£3,841.59	1,358,769.31	£67,938.47		

Appendix 4: Individual school K2N Example: all utilities

Space	Activity	Total for All Utilities		
		Cost for Month	Cost Year to Month	Cost Year to Month per m2
1000 Lift	Lifts	£5.24	£66.35	£15.11
1001 - Economics Seminar Room	Teaching Area:General	£17.02	£322.38	£5.61
1001 - General Teaching	Teaching Area:General	£39.64	£300.85	£5.23
1002 - Store	Storage Area/Cupboard	£0.28	£6.31	£4.61
1003 - Corridor	Circulation area (corridors and stairways)	£7.17	£102.02	£9.70
1004 - IT	Teaching Area:High Density IT Suite	£48.53	£683.82	£9.96
1005 - Lobby	Circulation area (corridors and stairways)	£11.00	£156.43	£9.70
1006 - Stairs	Circulation area (corridors and stairways)	£9.94	£141.40	£9.70
1007 - Library	Teaching Area:Learning Resource Centre	£99.47	£1,534.76	£7.89
1008 - Store	Storage Area/Cupboard	£0.22	£4.97	£4.61
1009 - Staff and Admin. spaces	Cellular Office Area	£3.68	£56.80	£7.89
1010 - Laboratory	Teaching Area:Laboratory	£65.06	£907.49	£10.28
1011 - Lab Technician	Cellular Office Area	£7.02	£108.24	£7.89
1012 - Store	Storage Area/Cupboard	£0.69	£15.84	£4.61
1013 - Laboratory	Teaching Area:Laboratory	£67.03	£934.94	£10.28
1014 - Corridor	Circulation area (corridors and stairways)	£15.75	£223.93	£9.70
1015 - Office	Cellular Office Area	£8.54	£131.83	£7.89
1016 - Office	Cellular Office Area	£7.14	£110.21	£7.89
1017 - Office	Cellular Office Area	£6.71	£103.58	£7.89
1018 - Classroom	Teaching Area:General	£13.96	£264.39	£5.61
1018a - Store	Storage Area/Cupboard	£1.62	£36.94	£4.61
1019 - Corridor	Circulation area (corridors and stairways)	£22.82	£324.50	£9.70
1020 - Office	Cellular Office Area	£9.08	£140.03	£7.89
1021 - Office	Cellular Office Area	£4.11	£63.35	£7.89
1022 - Circulation	Circulation area (corridors and stairways)	£8.56	£121.71	£9.70
1023 - Stairs	Circulation area (corridors and stairways)	£7.93	£112.79	£9.70
1024 - Lobby	Circulation area (corridors and stairways)	£0.55	£7.86	£9.70
1025 - WC	Toilet	£4.38	£87.24	£10.56
1026 - General Teaching	Teaching Area:General	£32.34	£245.48	£5.23
1026 - Office	Cellular Office Area	£23.98	£370.00	£7.89
1027 - Store	Storage Area/Cupboard	£0.17	£3.87	£4.61
1028 - Student Advice Office	Cellular Office Area	£8.53	£131.59	£7.89
1029 - Classroom	Teaching Area:General	£13.41	£254.07	£5.61
1029 - Staff and Admin. spaces	Cellular Office Area	£78.32	£639.40	£7.20
1029a - Classroom	Teaching Area:General	£12.64	£239.48	£5.61
1030 - Corridor	Circulation area (corridors and stairways)	£10.80	£153.62	£9.70
1031 - Classroom	Teaching Area:General	£14.21	£269.21	£5.61
1032 - Stairs	Circulation area (corridors and stairways)	£9.11	£129.57	£9.70
1033 - Corridor	Circulation area (corridors and stairways)	£20.71	£294.53	£9.70
1034 - Corridor	Circulation area (corridors and stairways)	£3.63	£51.59	£9.70
1035 - Classroom	Teaching Area:General	£15.59	£295.29	£5.61
1036 - Classroom	Teaching Area:General	£15.61	£295.68	£5.61
1037 - Store	Storage Area/Cupboard	£0.36	£8.15	£4.61
1038 - Classroom	Teaching Area:General	£2.69	£50.93	£5.61
1039 - Classroom	Teaching Area:General	£2.75	£52.16	£5.61
1040 - Corridor	Circulation area (corridors and stairways)	£28.53	£405.67	£9.70

Space	Activity	Cost for Month	Cost Year to Month	Cost Year to Month per m2
1041 - Store	Storage Area/Cupboard	£3.93	£89.77	£4.61
1042 - Stairs	Circulation area (corridors and stairways)	£8.03	£114.24	£9.70
1043 - Classroom	Teaching Area:General	£12.76	£241.73	£5.61
1044 - Store	Storage Area/Cupboard	£4.29	£98.11	£4.61
1045 - Office	Cellular Office Area	£4.84	£74.63	£7.89
1046 - Office	Cellular Office Area	£6.19	£95.46	£7.89
1047 - Office	Cellular Office Area	£5.79	£89.31	£7.89
1048 - Office	Cellular Office Area	£6.61	£102.01	£7.89
1049 - Classroom	Teaching Area:General	£12.56	£237.97	£5.61
1050 - Classroom	Teaching Area:General	£16.44	£311.44	£5.61
1051 - Store	Storage Area/Cupboard	£1.43	£32.79	£4.61
1052 - Store	Storage Area/Cupboard	£1.36	£31.14	£4.61
1053 - Corridor	Circulation area (corridors and stairways)	£29.24	£415.76	£9.70
1054 - Store	Storage Area/Cupboard	£0.59	£13.50	£4.61
1055 - Store	Storage Area/Cupboard	£0.36	£8.15	£4.61
1056 - Classroom	Teaching Area:General	£15.79	£299.10	£5.61
1057 - Classroom	Teaching Area:General	£15.84	£300.11	£5.61
1058 - Corridor	Circulation area (corridors and stairways)	£15.12	£215.01	£9.70
1059 - Classroom	Teaching Area:General	£18.96	£359.11	£5.61
1060 - Classroom	Teaching Area:General	£6.14	£116.38	£5.61
1061 - Lobby	Circulation area (corridors and stairways)	£4.05	£57.61	£9.70
1062 - Hall	Teaching Area:Dry Sports Hall	£59.05	£1,131.41	£5.25
1063 - Corridor	Circulation area (corridors and stairways)	£25.90	£368.33	£9.70
1064 - Store	Storage Area/Cupboard	£0.59	£13.45	£4.61
1065 - Classroom	Teaching Area:General	£12.84	£243.30	£5.61
1066 - IT	Teaching Area:High Density IT Suite	£44.65	£629.22	£9.96
1067 - Store	Storage Area/Cupboard	£2.29	£52.46	£4.61
1068 - IT	Teaching Area:High Density IT Suite	£39.43	£555.59	£9.96
1069 - Office	Cellular Office Area	£3.59	£55.46	£7.89
1070 - Needlecraft/Textiles	Teaching Area:Workshop	£68.43	£568.81	£7.90
1070 - Staff Room	Cellular Office Area	£36.83	£568.26	£7.89
1071 - Teaching Storage	Storage Area/Cupboard	£4.64	£33.48	£4.37
1072 - Corridor	Circulation area (corridors and stairways)	£21.84	£310.63	£9.70
1073 - Plant	Light Plant Room	£1.40	£31.52	£4.66
1074 - Classroom	Teaching Area:General	£26.70	£591.32	£9.48
1074 - Heavy Practical/Cookery	Teaching Area:Food Technology	£213.33	£1,954.84	£31.33
1075 - Office	Cellular Office Area	£1.81	£27.93	£7.89
1075 - Teaching Storage	Storage Area/Cupboard	£6.50	£46.95	£4.37
1075a Store	Storage Area/Cupboard	£0.40	£9.12	£4.61
1076 - Office	Cellular Office Area	£4.86	£74.95	£7.89
1077 - Heavy Practical/Cookery	Teaching Area:Food Technology	£227.90	£2,088.32	£31.33
1077 - Kitchen	Teaching Area:Food Technology	£191.99	£2,363.82	£35.47
1078 - Store	Storage Area/Cupboard	£2.85	£65.17	£4.61
1079 - Store	Storage Area/Cupboard	£0.77	£17.59	£4.61
1079a Store	Storage Area/Cupboard	£0.37	£8.47	£4.61
1080 - Heavy Practical/Cookery	Teaching Area:Food Technology	£284.53	£2,607.19	£31.33
1080 - Kitchen	Teaching Area:Food Technology	£239.69	£2,951.15	£35.47
1081 - Store	Storage Area/Cupboard	£1.90	£43.43	£4.61

Space	Activity	Cost for Month	Cost Year to Month	Cost Year to Month per m2
1082 - Corridor	Circulation area (corridors and stairways)	£16.46	£234.01	£9.70
1083 - Store	Storage Area/Cupboard	£1.85	£42.37	£4.61
1084 - IT	Teaching Area:High Density IT Suite	£44.09	£621.35	£9.96
1085 - Store	Storage Area/Cupboard	£1.49	£34.08	£4.61
1086 - Tech	Teaching Area:Workshop	£99.53	£1,472.93	£8.70
1087 - Store	Storage Area/Cupboard	£1.37	£31.41	£4.61
1088 - Teaching Storage	Storage Area/Cupboard	£3.06	£22.08	£4.37
1089 - Circulation	Circulation area (corridors and stairways)	£7.02	£59.43	£8.75
1090 - Store	Storage Area/Cupboard	£1.48	£33.81	£4.61
1091 - Store	Storage Area/Cupboard	£0.47	£10.73	£4.61
1092 - IT	Teaching Area:High Density IT Suite	£76.97	£1,084.57	£9.96
1093 - Corridor	Circulation area (corridors and stairways)	£22.78	£323.92	£9.70
1094 - Stairs/Lobby	Circulation area (corridors and stairways)	£13.66	£194.25	£9.70
1095 - Store	Storage Area/Cupboard	£0.43	£9.76	£4.61
1096 - Teaching Storage	Storage Area/Cupboard	£0.81	£5.86	£4.37
1097 - Tech Store	Storage Area/Cupboard	£1.86	£42.47	£4.61
1098 - Office	Cellular Office Area	£8.43	£130.09	£7.89
1099 - Technology	Teaching Area:High Density IT Suite	£60.18	£848.03	£9.96
1100 - Store	Storage Area/Cupboard	£1.82	£41.50	£4.61
1101 - Corridor	Circulation area (corridors and stairways)	£5.13	£72.93	£9.70
1102 - Heavy Practical/Cookery	Teaching Area:Food Technology	£250.81	£2,298.25	£31.33
1102 - Technology Lab	Teaching Area:Workshop	£52.82	£922.19	£12.57
1103 - Dust Extract	Storage Area/Cupboard	£2.08	£47.53	£4.61
1104 - Corridor	Circulation area (corridors and stairways)	£17.60	£250.21	£9.70
1105 - Ancillary	Storage Area/Cupboard	£0.68	£4.94	£4.37
1105 - Cupboard	Storage Area/Cupboard	£0.40	£9.26	£4.61
1106 - Classroom	Teaching Area:General	£31.78	£602.07	£5.61
1107 - Technology lab	Teaching Area:Workshop	£52.56	£777.81	£8.70
1108 - Teaching Storage	Storage Area/Cupboard	£1.23	£28.05	£4.61
1108a Store?	Storage Area/Cupboard	£1.23	£28.05	£4.61
1109 - Ancillary	Storage Area/Cupboard	£2.17	£15.69	£4.37
1110 - Corridor	Circulation area (corridors and stairways)	£23.28	£331.09	£9.70
1111 - Classroom	Teaching Area:General	£16.83	£318.84	£5.61
1112 - Classroom	Teaching Area:General	£16.85	£319.18	£5.61
1113 - Classroom	Teaching Area:General	£18.96	£359.11	£5.61
1114 - Circulation	Circulation area (corridors and stairways)	£12.75	£181.35	£9.70
1115 - Office	Cellular Office Area	£10.88	£167.88	£7.89
1116 - Classroom	Teaching Area:General	£20.51	£388.45	£5.61
1117 - Office	Cellular Office Area	£5.18	£79.92	£7.89
1117 - Teaching Storage	Storage Area/Cupboard	£6.13	£44.28	£4.37
1118 - Photocopy	Cellular Office Area	£2.81	£43.39	£7.89
1119 - Stairs	Circulation area (corridors and stairways)	£12.66	£180.00	£9.70
1120 - Store	Storage Area/Cupboard	£0.86	£19.58	£4.61
1121 - Art Room 1	Teaching Area:ICT Rich Classroom	£76.96	£1,268.92	£13.83
1121 - WC	Toilet	£4.04	£80.37	£10.56
1122 - Store	Storage Area/Cupboard	£1.42	£32.47	£4.61
1122 - WC	Toilet	£3.84	£76.57	£10.56
1123 - Corridor	Circulation area (corridors and stairways)	£15.56	£221.21	£9.70

Space	Activity	Cost for Month	Cost Year to Month	Cost Year to Month per m2
1124 - Kiln Room	Teaching Area:Workshop	£8.06	£119.32	£8.70
1125 - Art Room	Teaching Area:ICT Rich Classroom	£9.75	£137.40	£9.96
1126 - Art Room	Teaching Area:ICT Rich Classroom	£9.52	£134.21	£9.96
1127 - Accessible WC	Toilet	£2.33	£51.12	£9.56
1128 - Toilets	Toilet	£4.96	£108.94	£9.56
1129 - Art Room 2	Teaching Area:ICT Rich Classroom	£76.56	£1,262.28	£13.83
1130 - Store	Storage Area/Cupboard	£0.94	£21.46	£4.61
1131 - Corridor	Circulation area (corridors and stairways)	£21.99	£312.67	£9.70
1132 - Art Room 3	Teaching Area:ICT Rich Classroom	£75.72	£1,248.44	£13.83
1133 - Store	Storage Area/Cupboard	£1.36	£31.18	£4.61
1137 - Stairs/Lobby	Circulation area (corridors and stairways)	£28.56	£406.06	£9.70
1138 - Ancillary	Storage Area/Cupboard	£2.12	£15.34	£4.37
1138 - Lift	Lifts	£4.19	£53.05	£15.11
1186 - Staircase	Circulation area (corridors and stairways)	£18.39	£261.46	£9.70
2000 Lift	Lifts	£4.49	£56.83	£15.11
2001 - WC	Toilet	£6.72	£133.92	£10.56
2002 - Classroom	Teaching Area:General	£12.63	£239.26	£5.61
2002 - General Teaching	Teaching Area:General	£31.51	£239.14	£5.23
2002a - Store	Storage Area/Cupboard	£0.24	£5.39	£4.61
2002b - Store	Storage Area/Cupboard	£0.23	£5.20	£4.61
2003 - Classroom	Teaching Area:General	£13.57	£257.09	£5.61
2003 - General Teaching	Teaching Area:General	£33.49	£254.16	£5.23
2003a - Store	Storage Area/Cupboard	£0.47	£10.82	£4.61
2004 - Store	Storage Area/Cupboard	£1.45	£33.07	£4.61
2004 - Teaching Storage	Storage Area/Cupboard	£4.95	£35.76	£4.37
2005 - Classroom	Teaching Area:General	£13.52	£256.20	£5.61
2005 - General Teaching	Teaching Area:General	£33.21	£252.07	£5.23
2006 - Teaching Storage	Storage Area/Cupboard	£1.09	£7.87	£4.37
2007 - Classroom	Teaching Area:General	£12.73	£241.17	£5.61
2007 - General Teaching	Teaching Area:General	£31.76	£241.08	£5.23
2007a - Store	Storage Area/Cupboard	£1.04	£23.67	£4.61
2008 - Corridor	Circulation area (corridors and stairways)	£28.45	£404.51	£9.70
2009 - SEN	Teaching Area:Sensory Room	£7.43	£135.32	£5.91
2010 - WC	Toilet	£7.48	£148.92	£10.56
2011 - SEN	Teaching Area:Sensory Room	£3.78	£68.84	£5.91
2012 - Learning Support	Cellular Office Area	£2.97	£45.76	£7.89
2012 - Staff and Admin. spaces	Cellular Office Area	£5.11	£41.74	£7.20
2013 - Store	Storage Area/Cupboard	£0.27	£6.08	£4.61
2014 - WC	Toilet	£8.12	£161.80	£10.56
2015 - SEN	Teaching Area:Sensory Room	£4.93	£89.88	£5.91
2016 - SEN	Teaching Area:Sensory Room	£14.93	£272.00	£5.91
2017 - SEN	Teaching Area:Sensory Room	£8.54	£155.53	£5.91
2018 - Corridor	Circulation area (corridors and stairways)	£19.74	£280.66	£9.70
2019 - Classroom	Teaching Area:General	£15.53	£294.17	£5.61
2020 - IT	Teaching Area:High Density IT Suite	£22.56	£317.85	£9.96
2021 - Store	Storage Area/Cupboard	£0.59	£13.59	£4.61
2022 - Classroom	Teaching Area:General	£11.99	£227.14	£5.61
2023 - Circulation	Circulation area (corridors and stairways)	£12.08	£171.75	£9.70

Space	Activity	Cost for Month	Cost Year to Month	Cost Year to Month per m2
2024 - Office	Cellular Office Area	£6.63	£102.24	£7.89
2025 - Corridor	Circulation area (corridors and stairways)	£34.22	£486.65	£9.70
2026 - Classroom	Teaching Area:General	£19.09	£361.64	£5.61
2027 - House Keeping	Storage Area/Cupboard	£2.83	£64.71	£4.61
2028 - Store	Storage Area/Cupboard	£0.31	£7.05	£4.61
2029 - Store	Storage Area/Cupboard	£4.00	£91.38	£4.61
2030 - Classroom	Teaching Area:General	£17.18	£325.41	£5.61
2030 - IT	Teaching Area:High Density IT Suite	£61.27	£521.11	£8.98
2031 - Office	Cellular Office Area	£6.35	£97.90	£7.89
2032 - Circulation	Circulation area (corridors and stairways)	£11.83	£168.16	£9.70
2033 - Classroom	Teaching Area:General	£17.82	£337.58	£5.61
2034 - Office	Cellular Office Area	£6.08	£93.80	£7.89
2035 - Laboratory	Teaching Area:Laboratory	£63.61	£887.23	£10.28
2036 - Preparation Room	Teaching Area:Laboratory	£17.54	£244.61	£10.28
2036 - Staff and Admin. spaces	Cellular Office Area	£20.97	£171.20	£7.20
2037 - Corridor	Circulation area (corridors and stairways)	£24.03	£341.66	£9.70
2038 - Laboratory	Teaching Area:Laboratory	£59.11	£824.51	£10.28
2039 - Store	Storage Area/Cupboard	£1.14	£26.07	£4.61
2040 - Laboratory	Teaching Area:Laboratory	£65.62	£915.41	£10.28
2041 - Store	Storage Area/Cupboard	£1.59	£36.25	£4.61
2041a Office	Cellular Office Area	£2.76	£42.60	£7.89
2042 - Stairs	Circulation area (corridors and stairways)	£12.11	£172.14	£9.70
2043 - Preparation Room	Teaching Area:Laboratory	£25.21	£351.64	£10.28
2043 - Staff and Admin. spaces	Cellular Office Area	£30.15	£246.12	£7.20
2044 - Teaching Storage	Storage Area/Cupboard	£2.63	£19.02	£4.37
2045 - Science Office	Cellular Office Area	£10.52	£162.28	£7.89
2046 - Laboratory	Teaching Area:Laboratory	£63.87	£890.94	£10.28
2047 - Corridor	Circulation area (corridors and stairways)	£34.52	£490.92	£9.70
2047a - Counselling Room	Consulting/treatment room	£1.87	£32.07	£6.48
2048 - Store	Storage Area/Cupboard	£0.76	£17.32	£4.61
2049 - Laboratory	Teaching Area:Laboratory	£69.18	£964.97	£10.28
2050 - Laboratory	Teaching Area:Laboratory	£64.87	£904.82	£10.28
2051 - Corridor	Circulation area (corridors and stairways)	£25.36	£360.67	£9.70
2052 - Chemical Store	Storage Area/Cupboard	£5.25	£119.94	£4.61
2053 - Office	Cellular Office Area	£7.89	£121.73	£7.89
2054 - Laboratory	Teaching Area:Laboratory	£27.27	£380.43	£10.28
2055 - Laboratory	Teaching Area:Laboratory	£74.23	£1,035.40	£10.28
2056 - Laboratory	Teaching Area:Laboratory	£65.04	£907.28	£10.28
2057 - Store	Storage Area/Cupboard	£0.87	£19.99	£4.61
2058 - Corridor	Circulation area (corridors and stairways)	£22.74	£323.33	£9.70
2059 - General Teaching	Teaching Area:General	£28.23	£214.23	£5.23
2059 - IT	Teaching Area:High Density IT Suite	£28.94	£407.82	£9.96
2060 - Classroom	Teaching Area:General	£11.73	£222.21	£5.61
2061 - Plant	Light Plant Room	£0.58	£13.01	£4.66
2062 - Common Room	Lounges	£39.17	£303.99	£5.72
2062 - Meeting Room	Meeting Room	£18.58	£328.10	£6.18
2063 - Study	Teaching Area:Learning Resource Centre	£24.86	£383.57	£7.89
2064 - Corridor	Circulation area (corridors and stairways)	£34.69	£493.24	£9.70

Space	Activity	Cost for Month	Cost Year to Month	Cost Year to Month per m2
2065 - Store	Storage Area/Cupboard	£0.60	£13.68	£4.61
2066 - Office	Cellular Office Area	£4.89	£75.50	£7.89
2066 - Staff and Admin. spaces	Cellular Office Area	£20.95	£171.06	£7.20
2066a - Office	Cellular Office Area	£3.60	£55.62	£7.89
2067 - Office	Cellular Office Area	£12.18	£187.92	£7.89
2068 - Common Room	Lounges	£42.59	£330.55	£5.72
2068 - Meeting Room	Lounges	£20.20	£356.77	£6.18
2069 - Store	Storage Area/Cupboard	£0.32	£7.42	£4.61
2070 - WC	Toilet	£12.53	£249.46	£10.56
2071 - WC	Toilet	£8.95	£178.17	£10.56
2072 - Common Room	Lounges	£44.32	£343.95	£5.72
2072 - Meeting Room	Meeting Room	£21.02	£371.23	£6.18
2072 - Teaching Storage	Storage Area/Cupboard	£3.00	£21.64	£4.37
2073 - Common Room	Lounges	£7.14	£126.05	£6.18
2074 - SEN	Teaching Area:Sensory Room	£2.03	£36.93	£5.91
2075 - SEN	Teaching Area:Sensory Room	£0.89	£16.25	£5.91
2076 - SEN Classroom	Teaching Area:Sensory Room	£1.97	£15.11	£5.49
2114 - Stairs	Circulation area (corridors and stairways)	£10.28	£146.15	£9.70
2119 - Stairs	Circulation area (corridors and stairways)	£13.82	£196.48	£9.70
2137 - Stairs/Lobby	Circulation area (corridors and stairways)	£17.53	£249.34	£9.70
2138 - Ancillary	Storage Area/Cupboard	£2.12	£15.34	£4.37
2138 - Lift	Lifts	£4.19	£53.05	£15.11
2194 - Stairs	Circulation area (corridors and stairways)	£17.40	£247.49	£9.70
3000 Lift	Lifts	£4.49	£56.83	£15.11
3001 - Circulation	Circulation area (corridors and stairways)	£11.32	£95.84	£8.75
3001 - Office	Cellular Office Area	£5.60	£86.39	£7.89
3002 - Classroom	Teaching Area:General	£13.40	£253.90	£5.61
3002a - Store	Storage Area/Cupboard	£0.23	£5.30	£4.61
3002b - Store	Storage Area/Cupboard	£0.23	£5.30	£4.61
3003 - Teaching Storage	Storage Area/Cupboard	£1.05	£7.56	£4.37
3004 - Classroom	Teaching Area:General	£14.38	£272.41	£5.61
3004a - Store	Storage Area/Cupboard	£0.23	£5.30	£4.61
3004b - Store	Storage Area/Cupboard	£0.23	£5.30	£4.61
3005 - Boiler/Plant	Light Plant Room	£4.97	£36.02	£4.42
3005 - Office	Cellular Office Area	£4.17	£64.30	£7.89
3006 - Classroom	Teaching Area:General	£14.22	£269.38	£5.61
3006a - Store	Storage Area/Cupboard	£0.24	£5.39	£4.61
3006b - Store	Storage Area/Cupboard	£0.23	£5.20	£4.61
3006c Lobby	Circulation area (corridors and stairways)	£1.45	£20.66	£9.70
3007 - Teaching Storage	Storage Area/Cupboard	£0.34	£7.88	£4.61
3008 - Classroom	Teaching Area:General	£13.57	£257.09	£5.61
3008a - Store	Storage Area/Cupboard	£0.47	£10.82	£4.61
3023 - Stairs	Circulation area (corridors and stairways)	£11.44	£162.64	£9.70
3042 - Stairs	Circulation area (corridors and stairways)	£12.11	£172.14	£9.70
B001 - Boiler Room	Light Plant Room	£13.85	£312.35	£4.66
Cupboard - Storage Area/Cupboard	Storage Area/Cupboard	£0.54	£12.25	£4.61
EXT - External Space	External Space	£5.47	£58.01	£0.29

Space	Activity	Cost for Month	Cost Year to Month	Cost Year to Month per m2
G000 - Lift	Lifts	£5.74	£72.69	£15.11
G001 - Art	Teaching Area:ICT Rich Classroom	£91.80	£780.76	£8.98
G001 - Science Laboratory	Teaching Area:Laboratory	£64.08	£893.81	£10.28
G002 - Preparation Room	Cellular Office Area	£5.97	£92.07	£7.89
G002 - Teaching Storage	Storage Area/Cupboard	£7.06	£51.01	£4.37
G003 - Teaching Storage	Storage Area/Cupboard	£5.04	£36.41	£4.37
G004 - Art	Teaching Area:ICT Rich Classroom	£87.94	£747.89	£8.98
G004 - Science Laboratory	Teaching Area:Laboratory	£61.38	£856.18	£10.28
G005 - Corridor	Circulation area (corridors and stairways)	£38.69	£550.17	£9.70
G006 - Stairs/Lobby	Circulation area (corridors and stairways)	£7.26	£103.19	£9.70
G007 - Store	Storage Area/Cupboard	£0.51	£11.75	£4.61
G008 - WC	Toilet	£13.62	£271.33	£10.56
G009 - Store	Storage Area/Cupboard	£0.35	£8.01	£4.61
G010 - Art	Teaching Area:ICT Rich Classroom	£57.22	£486.62	£8.98
G010 - Classroom	Teaching Area:General	£16.04	£303.87	£5.61
G011 - Art	Teaching Area:ICT Rich Classroom	£93.10	£791.81	£8.98
G011 - Laboratory	Teaching Area:Laboratory	£64.98	£906.46	£10.28
G012 - Lobby	Circulation area (corridors and stairways)	£2.16	£30.65	£9.70
G013 - Preparation Room	Cellular Office Area	£4.36	£67.29	£7.89
G013 - Staff and Admin. spaces	Cellular Office Area	£7.52	£61.39	£7.20
G014 - Classroom	Teaching Area:General	£11.25	£213.12	£5.61
G015 - WC	Toilet	£13.58	£270.38	£10.56
G016 - Lobby	Circulation area (corridors and stairways)	£1.94	£27.54	£9.70
G017 - Head Teacher Office	Cellular Office Area	£17.08	£263.50	£7.89
G018 - WC	Toilet	£1.70	£33.90	£10.56
G019 - WC	Toilet	£5.90	£117.55	£10.56
G020 - Corridor	Circulation area (corridors and stairways)	£14.57	£207.15	£9.70
G021 - Store	Storage Area/Cupboard	£0.18	£4.19	£4.61
G022 - WC	Toilet	£5.44	£108.26	£10.56
G023 - Stairs	Circulation area (corridors and stairways)	£3.87	£54.99	£9.70
G024 - Office	Cellular Office Area	£10.13	£156.28	£7.89
G025 - Corridor	Circulation area (corridors and stairways)	£10.56	£150.22	£9.70
G026 - Classroom	Teaching Area:General	£15.97	£302.58	£5.61
G027 - Office	Cellular Office Area	£7.62	£117.55	£7.89
G028 - Store	Storage Area/Cupboard	£0.55	£12.67	£4.61
G029 - Store	Storage Area/Cupboard	£0.58	£13.36	£4.61
G030 - Store	Storage Area/Cupboard	£0.27	£6.22	£4.61
G030 - Teaching Storage	Storage Area/Cupboard	£1.25	£9.01	£4.37
G031 - Circulation	Circulation area (corridors and stairways)	£24.07	£203.85	£8.75
G032 - Office	Cellular Office Area	£10.54	£162.60	£7.89
G033 - Store	Storage Area/Cupboard	£0.42	£9.49	£4.61
G033 - Teaching Storage	Storage Area/Cupboard	£0.82	£5.90	£4.37
G034 - Circulation	Circulation area (corridors and stairways)	£13.31	£112.74	£8.75
G035 - Circulation	Circulation area (corridors and stairways)	£46.70	£664.12	£9.70
G035 - Staff and Admin. spaces	Cellular Office Area	£9.95	£81.25	£7.20
G036 - Office	Cellular Office Area	£20.98	£323.69	£7.89
G037 - Office	Cellular Office Area	£4.43	£68.32	£7.89
G038 - Office	Cellular Office Area	£4.09	£63.03	£7.89

Space	Activity	Cost for Month	Cost Year to Month	Cost Year to Month per m2
G039 - Office	Cellular Office Area	£5.90	£90.96	£7.89
G040 - Store	Storage Area/Cupboard	£0.24	£5.57	£4.61
G041 - Electric	Storage Area/Cupboard	£1.04	£23.81	£4.61
G042 - Stairs/Lobby	Circulation area (corridors and stairways)	£12.37	£175.92	£9.70
G043 - Office	Cellular Office Area	£1.31	£20.20	£7.89
G043 - Teaching Storage	Storage Area/Cupboard	£0.91	£6.60	£4.37
G044 - Medical	Consulting/treatment room	£4.22	£72.25	£6.48
G044 - Staff and Admin. spaces	Cellular Office Area	£9.83	£80.24	£7.20
G045 - Office	Cellular Office Area	£8.14	£125.60	£7.89
G046 - Circulation	Circulation area (corridors and stairways)	£44.65	£378.03	£8.75
G047 - Hall	Teaching Area:Dry Sports Hall	£125.97	£952.79	£4.91
G048 - Drama	Teaching Area:Studio	£67.53	£481.64	£8.57
G049 - Drama	Teaching Area:Studio	£18.67	£451.76	£8.99
G050 - Drama	Teaching Area:Studio	£19.45	£470.63	£8.99
G051 - Lobby	Circulation area (corridors and stairways)	£7.87	£111.92	£9.70
G052 - Store	Storage Area/Cupboard	£0.70	£15.94	£4.61
G053 - WC	Toilet	£2.14	£42.67	£10.56
G054 - Store	Storage Area/Cupboard	£1.51	£34.50	£4.61
G055 - Duct	Storage Area/Cupboard	£0.17	£3.82	£4.61
G056 - Store	Storage Area/Cupboard	£0.42	£9.53	£4.61
G057 - Store	Storage Area/Cupboard	£0.76	£17.27	£4.61
G058 - Store	Storage Area/Cupboard	£0.70	£16.07	£4.61
G059 - Circulation	Circulation area (corridors and stairways)	£33.84	£286.57	£8.75
G060 - Teaching Storage	Storage Area/Cupboard	£0.27	£1.97	£4.37
G061 - Circulation	Circulation area (corridors and stairways)	£10.36	£87.70	£8.75
G062 - Pupil Changing / Toilets	Toilet	£3.23	£24.17	£9.90
G063 - Pupil Changing / Toilets	Toilet	£9.75	£72.89	£9.90
G064 - Pupil Changing / Toilets	Toilet	£4.90	£36.64	£9.90
G065 - Staff and Admin. spaces	Cellular Office Area	£10.55	£86.14	£7.20
G066 - Circulation	Circulation area (corridors and stairways)	£6.83	£57.86	£8.75
G067 - Music	Teaching Area:Music	£20.60	£175.23	£8.98
G068 - Music	Teaching Area:Music	£60.65	£515.81	£8.98
G069 - Music	Teaching Area:Music	£61.72	£524.88	£8.98
G070 - Music	Teaching Area:Music	£25.23	£214.57	£8.98
G071 - Lobby	Circulation area (corridors and stairways)	£12.40	£176.31	£9.70
G072 - Store	Storage Area/Cupboard	£0.62	£14.14	£4.61
G073 - Office	Cellular Office Area	£3.52	£54.28	£7.89
G074 - Office	Cellular Office Area	£3.14	£48.52	£7.89
G075 - Gymnasium	Teaching Area:Fitness Suite/Gym	£228.72	£3,712.81	£14.55
G076 - Store	Storage Area/Cupboard	£3.14	£71.71	£4.61
G076 - Teaching Storage	Storage Area/Cupboard	£6.97	£50.36	£4.37
G077 - Corridor	Circulation area (corridors and stairways)	£13.61	£193.48	£9.70
G078 - Pupil Changing / Toilets	Toilet	£11.55	£86.36	£9.90
G078 - Store	Storage Area/Cupboard	£3.64	£81.66	£9.36
G079 - Lobby	Circulation area (corridors and stairways)	£3.01	£42.77	£9.70
G080 - Changing Rooms	Changing Area with Shower	£16.21	£344.11	£9.87
G081 - Pupil Changing / Toilets	Changing Area with Shower	£17.33	£127.39	£9.31
G081 - Showers	Changing Area with Shower	£6.36	£135.06	£9.87

Space	Activity	Cost for Month	Cost Year to Month	Cost Year to Month per m2
G082 - Store	Storage Area/Cupboard	£0.62	£14.14	£4.61
G083 - WC	Toilet	£5.10	£101.60	£10.56
G084 - Lobby	Circulation area (corridors and stairways)	£3.37	£47.91	£9.70
G085 - WC	Toilet	£5.33	£106.25	£10.56
G086 - Changing Rooms	Changing Area with Shower	£15.42	£327.43	£9.87
G087 - Store	Storage Area/Cupboard	£0.55	£12.48	£4.61
G088 - Pupil Changing / Toilets	Changing Area with Shower	£16.78	£123.39	£9.31
G088 - Showers	Changing Area with Shower	£6.16	£130.82	£9.87
G089 - Stairs/Landing	Circulation area (corridors and stairways)	£8.34	£118.61	£9.70
G090 - Store	Storage Area/Cupboard	£0.28	£6.36	£4.61
G091 - Lobby	Circulation area (corridors and stairways)	£3.67	£52.18	£9.70
G092 - Teaching Storage	Storage Area/Cupboard	£0.73	£5.29	£4.37
G093 - Classroom	Teaching Area:General	£15.52	£294.00	£5.61
G094 - WC	Toilet	£5.24	£104.35	£10.56
G095 - Office	Cellular Office Area	£4.45	£68.64	£7.89
G096 - Classroom	Teaching Area:General	£15.12	£286.37	£5.61
G097 - Store	Storage Area/Cupboard	£0.40	£9.26	£4.61
G098 - Corridor	Circulation area (corridors and stairways)	£15.51	£220.53	£9.70
G099 - Hall	Teaching Area:Dry Sports Hall	£31.74	£240.09	£4.91
G099 - Meeting Room	Meeting Room	£17.12	£302.33	£6.18
G099a Tea Point	Catering: Kitchenette (small appliances, fridge)	£14.58	£179.46	£35.47
G100 - Classroom	Teaching Area:General	£14.48	£274.37	£5.61
G101 - Corridor	Circulation area (corridors and stairways)	£19.93	£283.47	£9.70
G102 - WC	Toilet	£6.03	£120.08	£10.56
G103 - Ducts	Storage Area/Cupboard	£1.10	£25.06	£4.61
G104 - Electric Store	Storage Area/Cupboard	£0.36	£8.29	£4.61
G105 - Classroom	Teaching Area:General	£15.32	£290.24	£5.61
G106 - Deputy Head	Cellular Office Area	£10.11	£156.05	£7.89
G107 - Classroom	Teaching Area:General	£17.11	£324.17	£5.61
G108 - Store	Storage Area/Cupboard	£0.64	£14.65	£4.61
G109 - Office	Cellular Office Area	£11.50	£177.51	£7.89
G110 - Lobby	Circulation area (corridors and stairways)	£10.00	£142.27	£9.70
G111 - Store	Storage Area/Cupboard	£0.27	£6.22	£4.61
G112 - Office	Cellular Office Area	£11.54	£178.06	£7.89
G113 - WC	Toilet	£8.45	£168.35	£10.56
G114 - Stairs/Landing	Circulation area (corridors and stairways)	£18.02	£256.22	£9.70
G115 - Classroom	Teaching Area:General	£17.97	£340.38	£5.61
G116 - Office	Cellular Office Area	£11.62	£179.32	£7.89
G117 - IT	Teaching Area:High Density IT Suite	£46.07	£649.25	£9.96
G117a - IT	Teaching Area:ICT Rich Classroom	£45.23	£637.39	£9.96
G118 - Lobby	Circulation area (corridors and stairways)	£12.38	£176.02	£9.70
G119 - Stairs	Circulation area (corridors and stairways)	£12.41	£176.50	£9.70
G120 - Store	Storage Area/Cupboard	£0.29	£6.63	£4.61
G121 - Art	Teaching Area:ICT Rich Classroom	£43.96	£373.90	£8.98
G121 - Classroom	Teaching Area:General	£12.33	£233.48	£5.61
G122 - Art	Teaching Area:ICT Rich Classroom	£20.35	£173.07	£8.98
G123 - Canteen	Catering: Eating/drinking area	£115.34	£1,846.45	£7.31
G124 - Store	Storage Area/Cupboard	£0.68	£15.48	£4.61

Space	Activity	Cost for Month	Cost Year to Month	Cost Year to Month per m2
G125 - Kitchen	Catering: Full Kitchen Preparing Hot Meals	£287.49	£3,642.38	£38.43
G126 - Plant	Light Plant Room	£6.31	£142.28	£4.66
G127 - Kitchen	Catering: Kitchenette (small appliances, fridge	£29.03	£266.01	£31.33
G127 - Store	Storage Area/Cupboard	£2.83	£71.95	£8.48
G128 - Kitchen	Catering: Kitchenette (small appliances, fridge	£43.84	£401.68	£31.33
G128 - Store	Storage Area/Cupboard	£4.27	£108.65	£8.48
G129 - Kitchen	Catering: Kitchenette (small appliances, fridge	£11.11	£101.83	£31.33
G129 - Lobby	Circulation area (corridors and stairways)	£2.65	£44.09	£13.57
G130 - Kitchen	Catering: Kitchenette (small appliances, fridge	£4.07	£37.29	£31.33
G130 - Store	Storage Area/Cupboard	£0.40	£10.09	£8.48
G131 - Kitchen	Catering: Kitchenette (small appliances, fridge	£15.11	£138.49	£31.33
G131 - WC	Toilet	£1.92	£42.24	£9.56
G132 - Lobby	Circulation area (corridors and stairways)	£11.78	£167.58	£9.70
G133 - WC	Toilet	£8.85	£176.17	£10.56
G134 - WC	Toilet	£8.34	£166.03	£10.56
G135 - Store	Storage Area/Cupboard	£0.76	£17.32	£4.61
G136 - Pupil Changing / Toilets	Toilet	£7.31	£54.67	£9.90
G136 - Store	Storage Area/Cupboard	£2.30	£51.69	£9.36
G137 - Stairs/Lobby	Circulation area (corridors and stairways)	£9.90	£140.72	£9.70
G138 - Ancillary	Storage Area/Cupboard	£2.02	£14.56	£4.37
G138 - Lift	Lifts	£3.97	£50.33	£15.11
G139 - Lift Motor	Storage Area/Cupboard	£0.76	£17.32	£4.61
G140 - General Teaching	Teaching Area:General	£42.43	£322.00	£5.23
G141 - Store	Storage Area/Cupboard	£0.95	£21.74	£4.61
G142 - Entrance Lobby	Circulation area (corridors and stairways)	£12.51	£177.96	£9.70
G143 - WC	Toilet	£1.43	£28.41	£10.56
G144 - Changing	Changing Area with Shower	£16.82	£357.13	£9.87
G144 - Pupil Changing / Toilets	Changing Area with Shower	£48.60	£357.32	£9.31
G145 - WC	Toilet	£1.72	£34.32	£10.56
G146 - Changing	Changing Area with Shower	£17.72	£376.17	£9.87
G146 - Pupil Changing / Toilets	Changing Area with Shower	£53.67	£394.63	£9.31
G147 - Pupil Changing / Toilets	Toilet	£7.93	£59.33	£9.90
G147 - WC	Toilet	£1.80	£35.91	£10.56
G148 - Ancillary	Storage Area/Cupboard	£1.52	£10.97	£4.37
G148 - Laundry	Storage Area/Cupboard	£1.30	£29.66	£4.61
G149 - PE	Teaching Area:Fitness Suite/Gym	£1,133.93	£9,070.73	£13.35
G149 - Sports Hall	Teaching Area:Dry Sports Hall	£186.21	£3,567.97	£5.25
G150 - Teaching Storage	Storage Area/Cupboard	£12.09	£87.34	£4.37
G151 - Fitness Suite	Teaching Area:Fitness Suite/Gym	£46.72	£758.36	£14.55
G151 - PE	Teaching Area:Fitness Suite/Gym	£52.83	£422.58	£13.35
G152 - Lobby	Circulation area (corridors and stairways)	£15.94	£226.64	£9.70
G153 - WC	Toilet	£1.56	£31.05	£10.56
G154 - Changing	Changing Area with Shower	£3.24	£68.86	£9.87
G155 - Office	Cellular Office Area	£4.41	£68.00	£7.89
G156 - Cupboard	Storage Area/Cupboard	£0.28	£6.49	£4.61
G157 - Dance	Teaching Area:Studio	£74.44	£1,800.92	£8.99
G157 - Drama	Teaching Area:Studio	£268.67	£1,916.18	£8.57
G157a - Store	Storage Area/Cupboard	£4.50	£102.80	£4.61

Space	Activity	Cost for Month	Cost Year to Month	Cost Year to Month per m2
G158 - Lobby	Circulation area (corridors and stairways)	£2.88	£40.93	£9.70
G159 - Changing	Toilet	£14.54	£289.60	£10.56
G160 - WC	Toilet	£3.53	£70.23	£10.56
G161 - Plant	Light Plant Room	£6.19	£139.49	£4.66
G162 - Circulation	Circulation area (corridors and stairways)	£47.12	£398.95	£8.75
G170 - 6th Form Canteen	Catering: Eating/drinking area	£46.70	£886.97	£11.18
G171 - Pupil Entrance	Circulation area (corridors and stairways)	£34.03	£483.93	£9.70
G172 - Reception	Cellular Office Area	£5.83	£89.94	£7.89
G173 - General Admin Office	Cellular Office Area	£14.16	£218.53	£7.89
G174 - Chair Store	Storage Area/Cupboard	£1.75	£40.07	£4.61
G175 - Office	Cellular Office Area	£4.45	£68.64	£7.89
G176 - Principal Office/Admin	Cellular Office Area	£6.70	£103.35	£7.89
G177 - Visitors/Waiting	Circulation area (corridors and stairways)	£16.30	£231.78	£9.70
G178 - Corridor	Circulation area (corridors and stairways)	£8.46	£120.26	£9.70
G179 - Meeting/General Teaching	Teaching Area:General	£19.96	£378.01	£5.61
G180 - Corridor	Circulation area (corridors and stairways)	£17.32	£246.23	£9.70
G181 - Interview Room	Cellular Office Area	£4.29	£66.27	£7.89
G182 - General Teaching	Teaching Area:General	£20.40	£386.43	£5.61
G183 - Junior Hall	Teaching Area:Dry Sports Hall	£69.29	£1,327.68	£5.25
G184 - Corridor	Circulation area (corridors and stairways)	£32.80	£466.48	£9.70
G185 - General Teaching	Teaching Area:General	£16.85	£319.12	£5.61
G186 - Stairs	Circulation area (corridors and stairways)	£18.96	£269.61	£9.70
G187 - General Teaching	Teaching Area:General	£17.05	£323.05	£5.61
G188 - General Teaching	Teaching Area:General	£16.58	£314.08	£5.61
G189 - Stage Area	Stage (theatres and event buildings)	£27.71	£465.12	£6.70
G190 - Store	Storage Area/Cupboard	£2.44	£55.73	£4.61
G191 - Props	Storage Area/Cupboard	£1.55	£35.47	£4.61
G192 - Cleaner	Storage Area/Cupboard	£0.67	£16.95	£8.48
G193 - Corridor	Circulation area (corridors and stairways)	£33.03	£469.68	£9.70
G194 - General Teaching/Music	Teaching Area:General	£20.64	£390.91	£5.61
G195 - Music Classroom	Teaching Area:Music	£46.46	£654.63	£9.96
G196 - Accessible W.C	Toilet	£1.52	£33.45	£9.56
G197 - Music Store	Storage Area/Cupboard	£1.69	£38.69	£4.61
G198 - Practice	Teaching Area:Music	£6.01	£84.69	£9.96
G199 - Practice	Teaching Area:Music	£6.29	£88.68	£9.96
G200 - Practice	Teaching Area:Music	£13.15	£185.33	£9.96
G201 - Recording Studio	Teaching Area:Studio	£5.09	£123.14	£8.99
G202 - Corridor	Circulation area (corridors and stairways)	£23.62	£335.84	£9.70
G203 - Music Classroom	Teaching Area:Music	£46.39	£653.63	£9.96
G204 - Music Office	Cellular Office Area	£5.93	£91.51	£7.89
G205 - Store	Storage Area/Cupboard	£1.41	£32.24	£4.61
G206 - Store	Storage Area/Cupboard	£1.41	£32.24	£4.61
G207 - Corridor	Circulation area (corridors and stairways)	£25.18	£358.05	£9.70
G208 - Female Staff/Visitors WC	Toilet	£4.40	£96.52	£9.56
G209 - Male Staff/Visitors WC	Toilet	£3.91	£85.72	£9.56
G210 - Accessible WC	Toilet	£1.56	£34.21	£9.56
G211 - Boiler House & Electrical	Light Plant Room	£11.27	£254.08	£4.66
G212 - Gas Meter	Light Plant Room	£1.67	£37.72	£4.66

Space	Activity	Cost for Month	Cost Year to Month	Cost Year to Month per m2
G212a Sports Store	Storage Area/Cupboard	£3.10	£70.89	£4.61
G213 - Reception Lobby	Circulation area (corridors and stairways)	£23.86	£339.24	£9.70
G214 - Office	Cellular Office Area	£5.41	£83.55	£7.89
G215 - Store	Storage Area/Cupboard	£0.35	£7.92	£4.61
G216 - Male WC	Toilet	£5.90	£129.39	£9.56
G217 - Female WC	Toilet	£5.77	£126.62	£9.56
G218 - Lounge	Lounges	£26.13	£461.50	£6.18
G219 - Store	Storage Area/Cupboard	£2.40	£54.81	£4.61
G220 - Café	Catering: Snack Bar with Chilled Cabinets	£20.27	£251.76	£33.66
G221 - Office	Cellular Office Area	£6.33	£97.75	£7.89
G222 - Store	Storage Area/Cupboard	£0.47	£10.64	£4.61
G223 - Hall	Teaching Area:Dry Sports Hall	£25.36	£486.01	£5.25
G224 - Garage	External Space	£4.38	£46.41	£1.16
G225 - Classroom	Teaching Area:General	£8.07	£152.89	£5.61
G226 - Office	Cellular Office Area	£6.58	£101.53	£7.89
G227 - Store	Storage Area/Cupboard	£0.56	£12.80	£4.61
G228 - Admin	Cellular Office Area	£2.85	£44.02	£7.89
G229 - Boiler Room	Light Plant Room	£1.71	£38.60	£4.66
G230 - Meters	Light Plant Room	£0.33	£7.37	£4.66
Total		£11,599.50	£149,404.60	